

City of Jacksonville, Florida

Office of Economic Development

Jacksonville Small &
Emerging Business
Office

2nd Quarter Report
for FY 13-14

Table of Contents

1. RFP / Bid Opportunities Reviewed.....	2
2. Contract Dollars Awarded to JSEBs.....	5
3. Applications & Requests Reviewed.....	7
4. JSEB Office Monthly Business Assistance.....	9
5. Graduation.....	10
6. Outreach Events	11

RFP / BID Opportunities Reviewed

The Jacksonville Small & Emerging Business (JSEB) Office reviewed a total of 122 professional service and construction / related projects for JSEB goal setting for the 2nd quarter of FY 13-14. Fifty-seven (57) projects were construction and related projects. Sixty-five (65) were professional services (RFPs), contracts and amendments reviewed for participation.

Professional Services

Month	# of Professional Service Projects Reviewed	# of Projects Set-Aside	# of Projects w/Participation Goals	Set-Aside Percentage	Participation Percentage
January	14	0	0	0.0%	1.5%
February	31	0	0		
March	20	0	1		
Sub-Total	65	0	1		

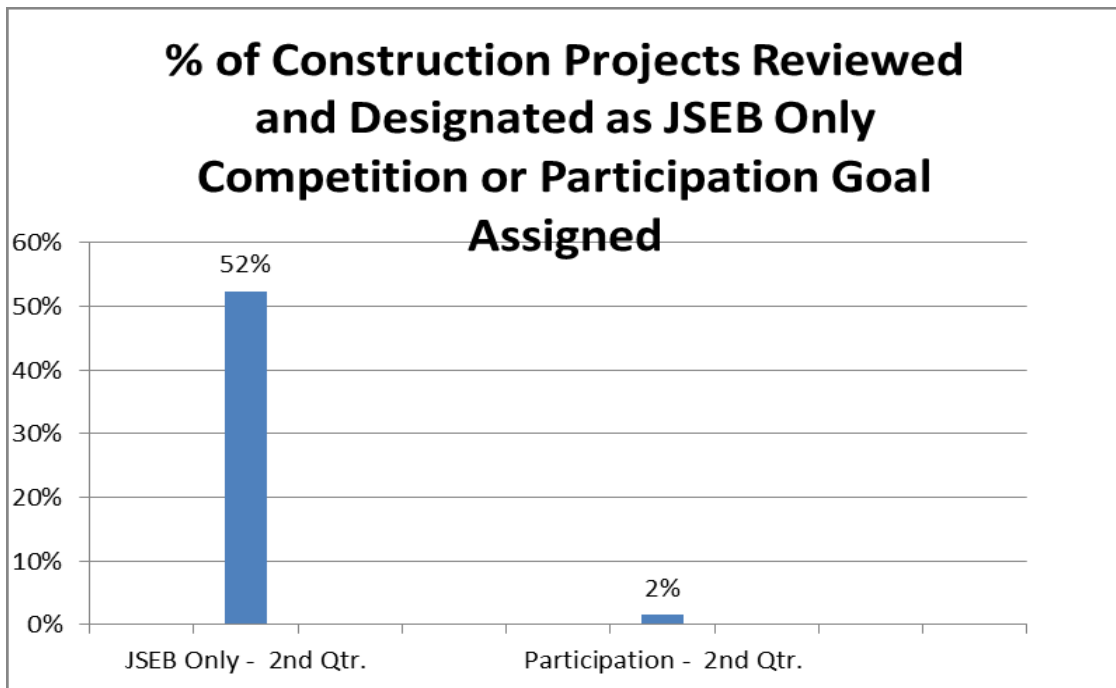
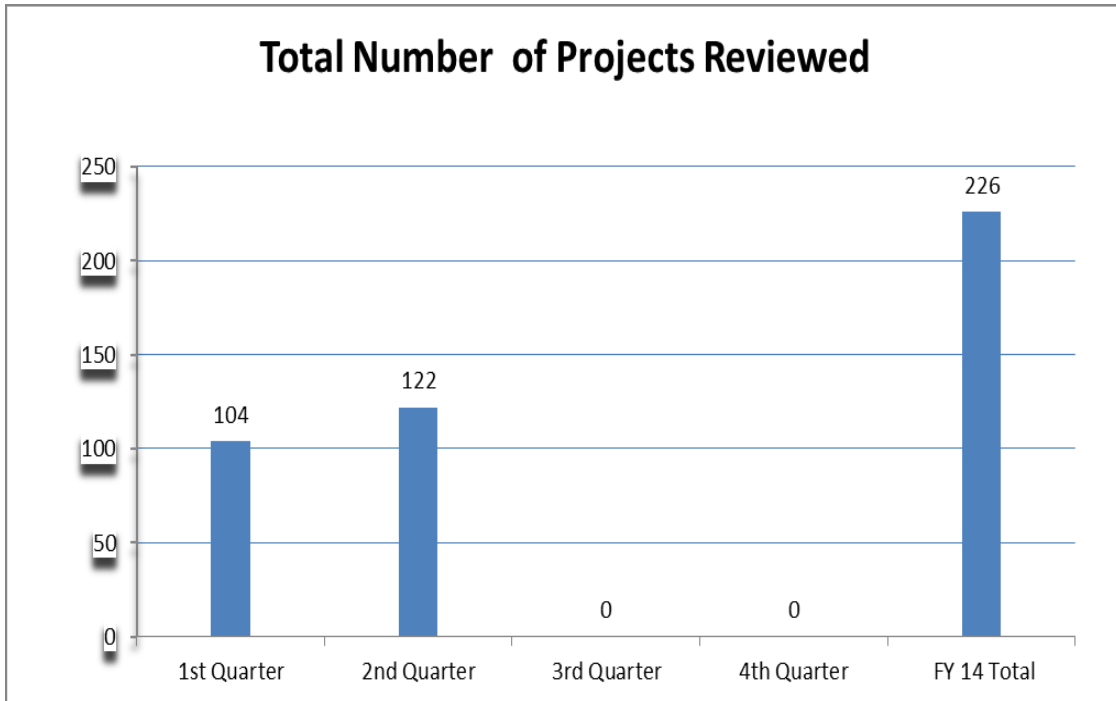
No professional service projects were able to be set-aside, but 1.5% of the professional service projects reviewed had goals assigned to them during the 2nd quarter.

Construction and Related Projects

Month	# of Construction / Related Projects Reviewed	# of Projects Set-Aside	# of Projects w/Participation Goals	Set-Aside Percentage	Participation Percentage
January	22	14	2	47.4%	3.5%
February	20	7	0		
March	15	6	0		
Sub-Total	57	27	2		

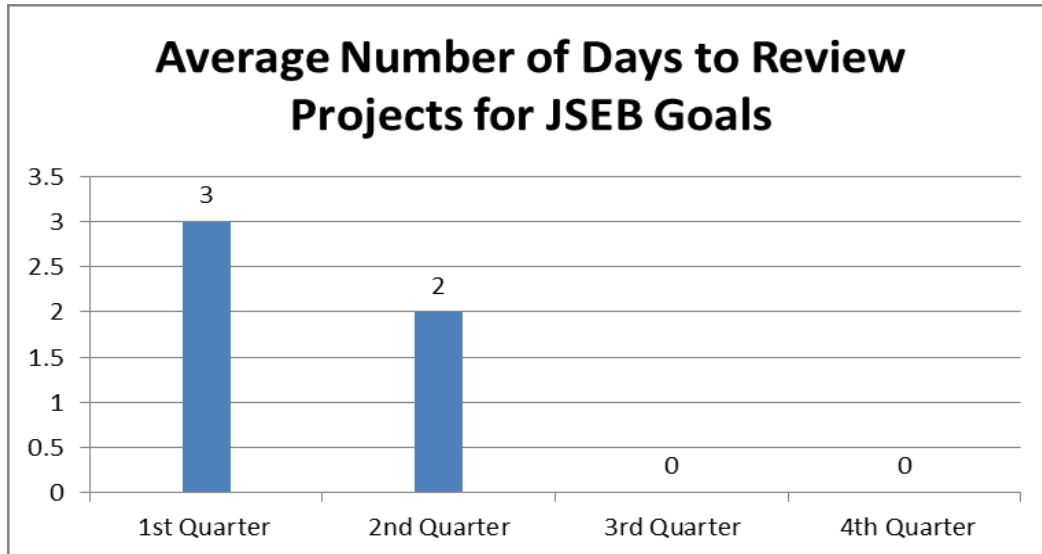
Forty-seven percent (47%) of construction & related projects reviewed for bidding during the 2nd quarter were projects set-aside for “JSEB Only” competition. The JSEB Office was only able to assign two projects a participation goal, but will continue to aggressively review all opportunities. The total number of projects assigned “JSEB only” or Participation “Goals” for the 2nd quarter was 30, equating to 52.4% of all construction and professional service bids reviewed for bidding opportunities.

All projects reviewed during the 2nd quarter were not necessarily awarded during the same time period. Many projects are initially reviewed, but awarded later during the year depending on the complexity of the project.



The estimated dollar amount for projects reviewed for “JSEB Only” competition (prime contracts) was \$3,884,118. There were two projects assigned participation goals, but no dollar amounts have been finalized yet.

The JSEB Office average # of days to review contracts for participation for the second quarter was two (2) days.

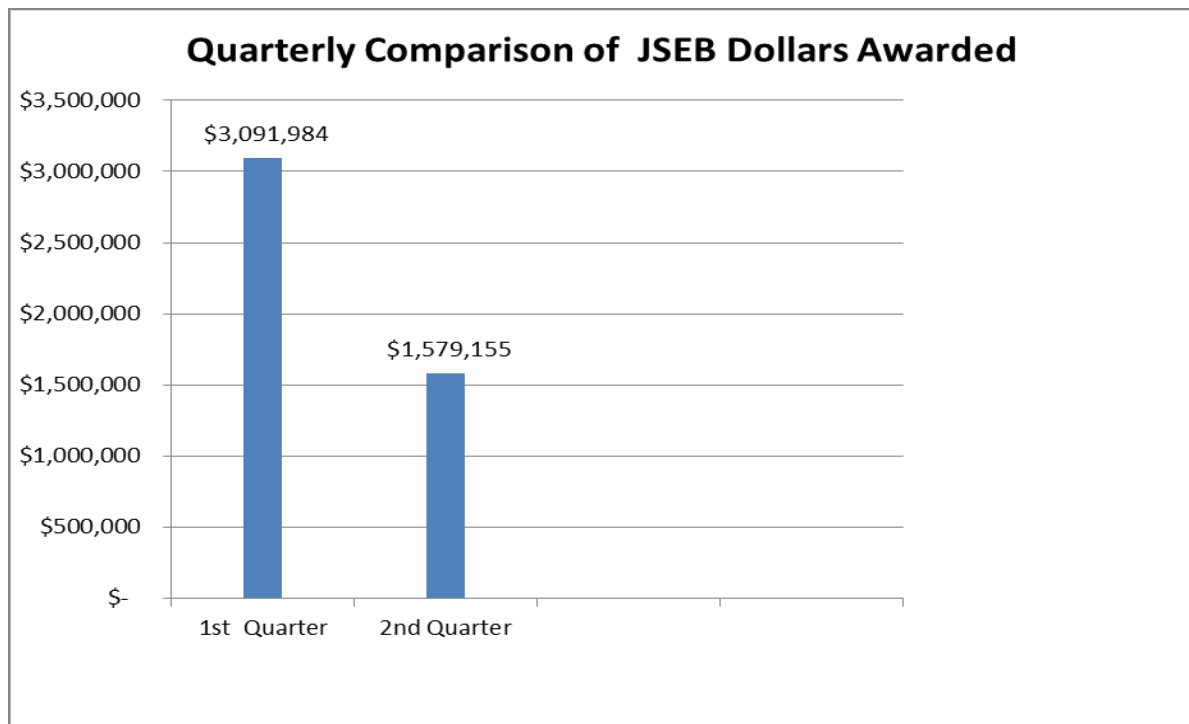


Contract Dollars Awarded to JSEBs

The total contract dollars that JSEBs were eligible to bid on, awarded by the City of Jacksonville for construction, construction related, contractual services, or contractual supply contracts in the first quarter was \$17,121,444.

The dollar amount awarded through “JSEB Only” competition or prime contracts for the 2nd quarter was \$886,360 and the dollar amount awarded through “JSEB Participation” or sub-contracts was \$692,795. The total amount awarded to JSEB vendors was \$1,579,155.

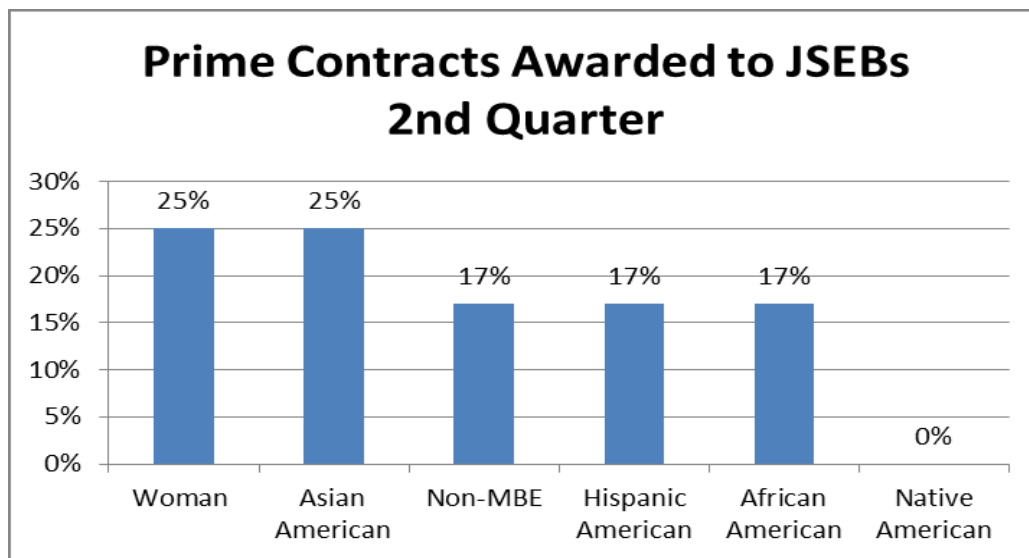
Five formal projects for professional services were awarded city-wide; no dollars were awarded for professional services to JSEB vendors during the second quarter.



A total of 13 prime contracts were awarded to 12 different JSEB vendors. The percentages of contracts awarded by ethnic category follow:

2nd Quarter

Sub-Contractor Ethnic Category	Percentage of Prime Contracts Awarded to JSEBs	# of Contracts Awarded	Total Dollar Amount Awarded
Woman-Owned	25%	3	\$ 294,588
Asian American	25%	3	\$ 153,400
Non-MBE	17%	2	\$ 275,307
Hispanic American	17%	2	\$ 143,835
African American	17%	2	\$ 19,230
Native American	0%	0	\$ -
Total		12	\$ 886,360



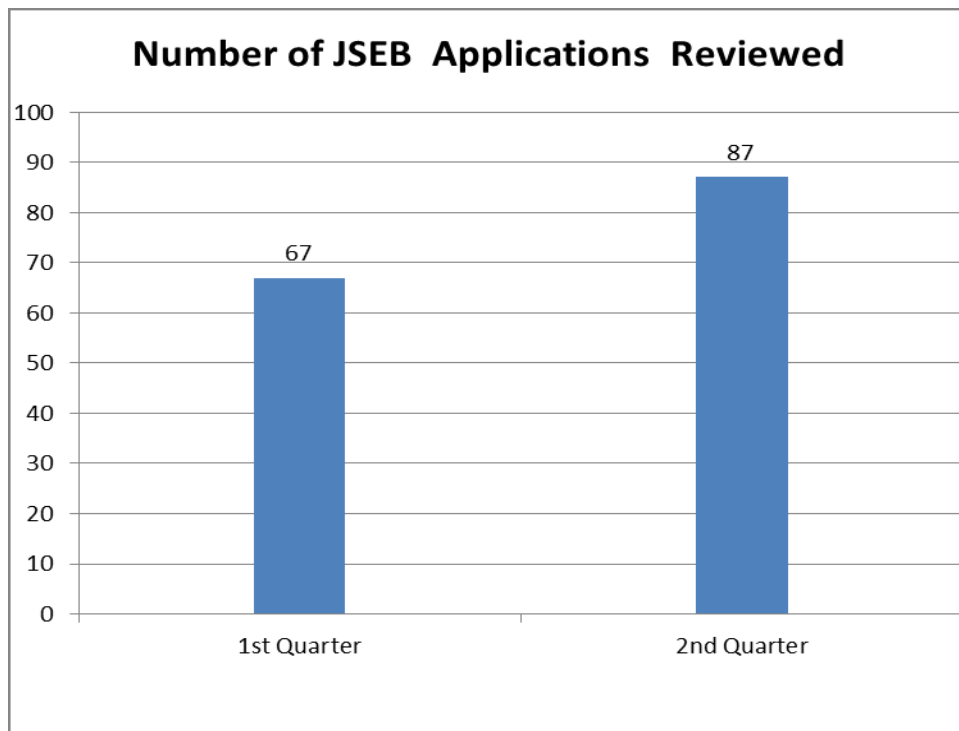
Applications & Requests Reviewed

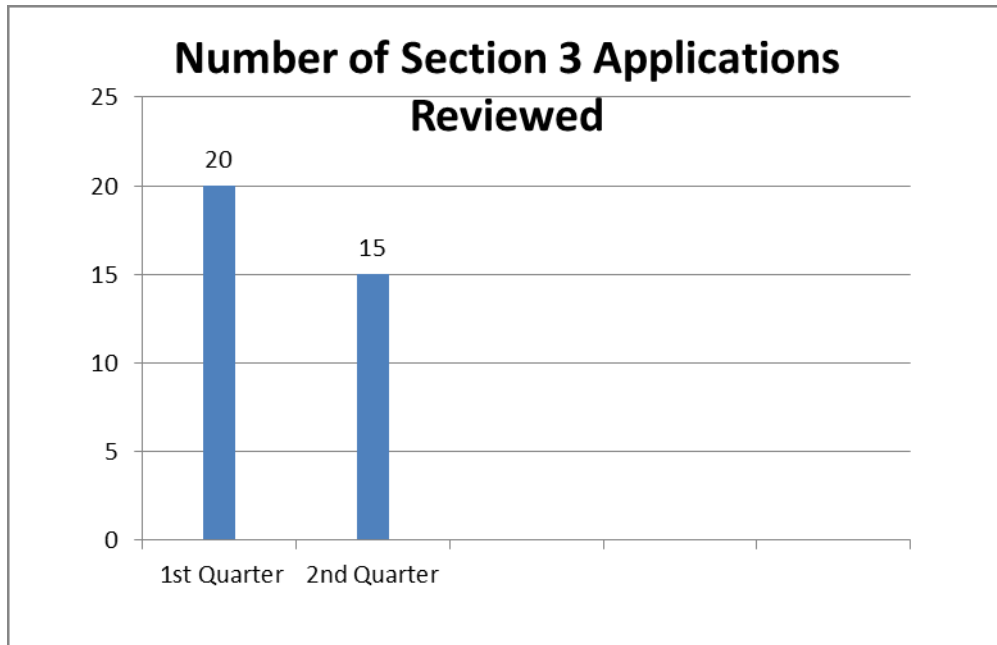
The JSEB Office reviewed a total of 87 JSEB applications and 15, Section-3 applications for the second quarter for a total of 102.

The application breakdown is as follows:

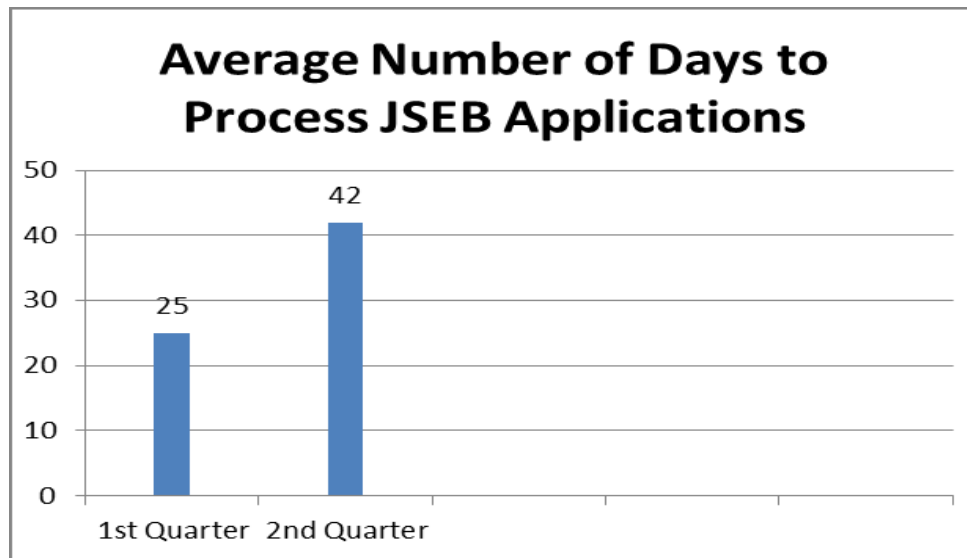
- (1) New applications – 24
- (2) Re-certifications – 63
- (3) New Section-3 Applications – 15

No requests for additional commodity codes to be added to business certifications were reviewed.





1. Average # of days to process JSEB applications for the 2nd quarter – 42

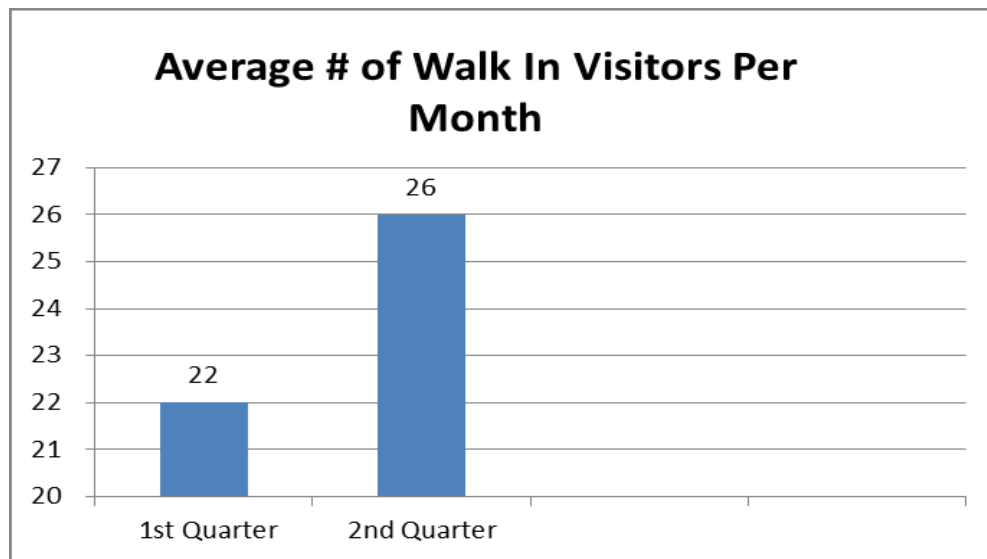


JSEB Office Monthly Business Assistance

The JSEB Office provided business assistance to a total of 84 customers in person and through C.A.R.E for the second quarter of FY 14.

JSEB VISITORS:

The JSEB Office provided business assistance to a total of 69 scheduled & unscheduled walk-in visitors who came to the office to inquire about the JSEB Program, Section 3 certification, bidding or other needed assistance. An average of twenty-six (26) customers per month visited the JSEB Office for business assistance during the second quarter of FY14.



JSEB PHONE INQUIRES:

The JSEB Office received 15 customer service inquiries issued through the Citizen Active Response Effort (C.A.R.E.) system during the second quarter of FY14.

Graduation

No JSEB's graduated from the small business program during the 2nd quarter.

Note:

In accordance with Section 126.615 of the City's Procurement Code - Continuing obligations of JSEBs and MBEs and graduation:

A firm, or qualifying individuals, who have participated in the JSEB program for a total of 15 years shall graduate from the Program, or if their networth has exceeded \$605,000, or if their averaged annual gross sales receipts immediately preceding three (3) period exceed \$6,000,000.

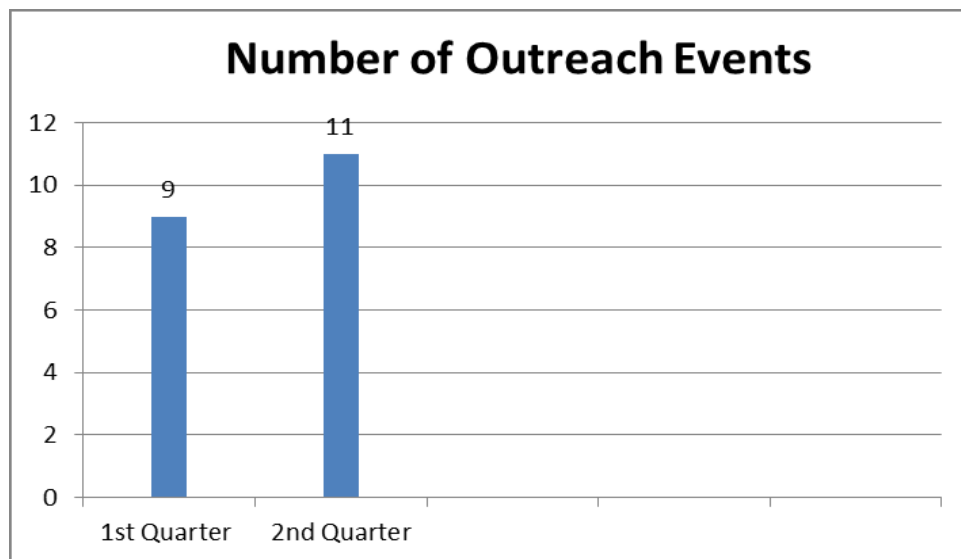
Outreach Events

The JSEB Office participated in 11 outreach events during the 2nd quarter, they are as follows:

- First Thursdays Business Meeting
- How to create a website
- Branding 101 Workshop
- OSHA Asbestos Safety Awareness Workshop
- Tax Workshop
- OSHA Back Injury Protective Measures
- FSCJ/OSHA Blood Borne Pathogens Shipyard/General Construction
- Veterans Job & Resources Fair
- FSCJ/OSHA Confined Space Entry Workshop
- Joint Task Force (Disparity Study) Community Meeting
- JSEB/SBA/8A Alliance Workshop

Performance Measures:

1. # of outreach events – 11



To date the JSEB Office participated in 20 outreach events during FY 14.

This Page Left Blank Intentionally