

City of Jacksonville
Office of Economic Development

**Equal Business Opportunity
(EBO) and Contract
Compliance Office**

3rd Quarter Report for FY 12

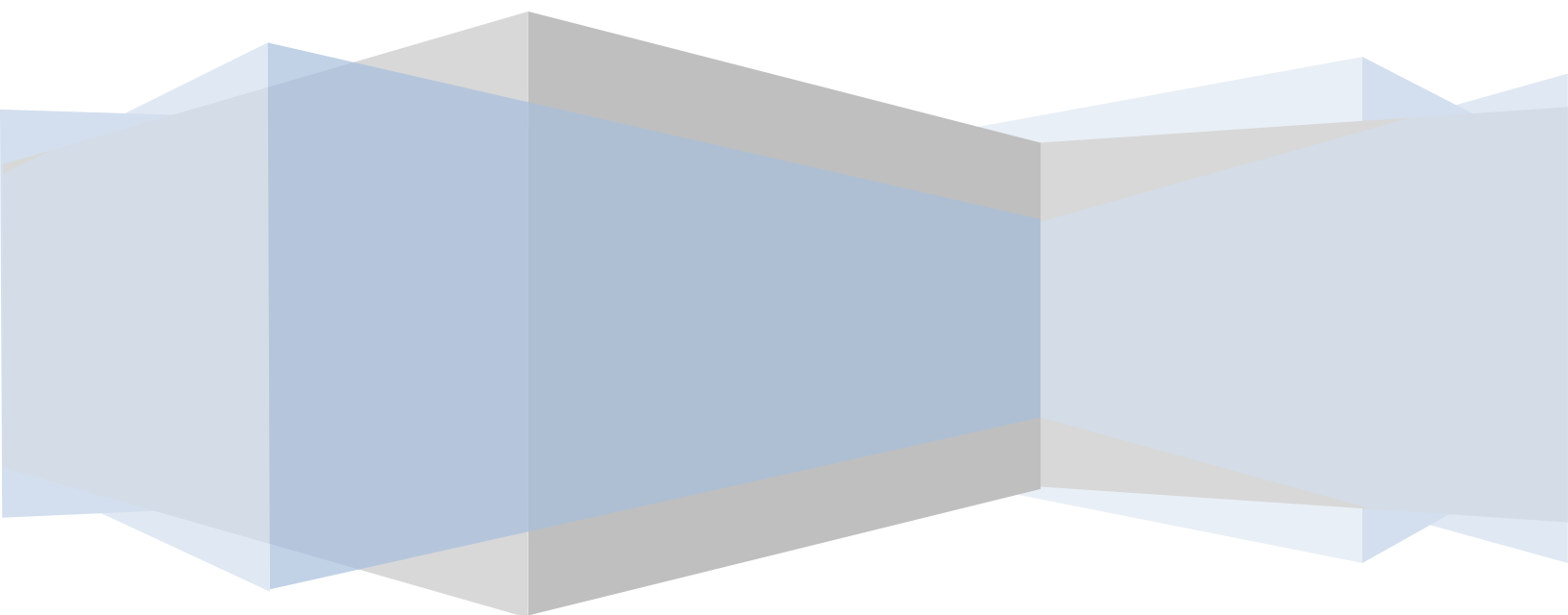


Table of Contents

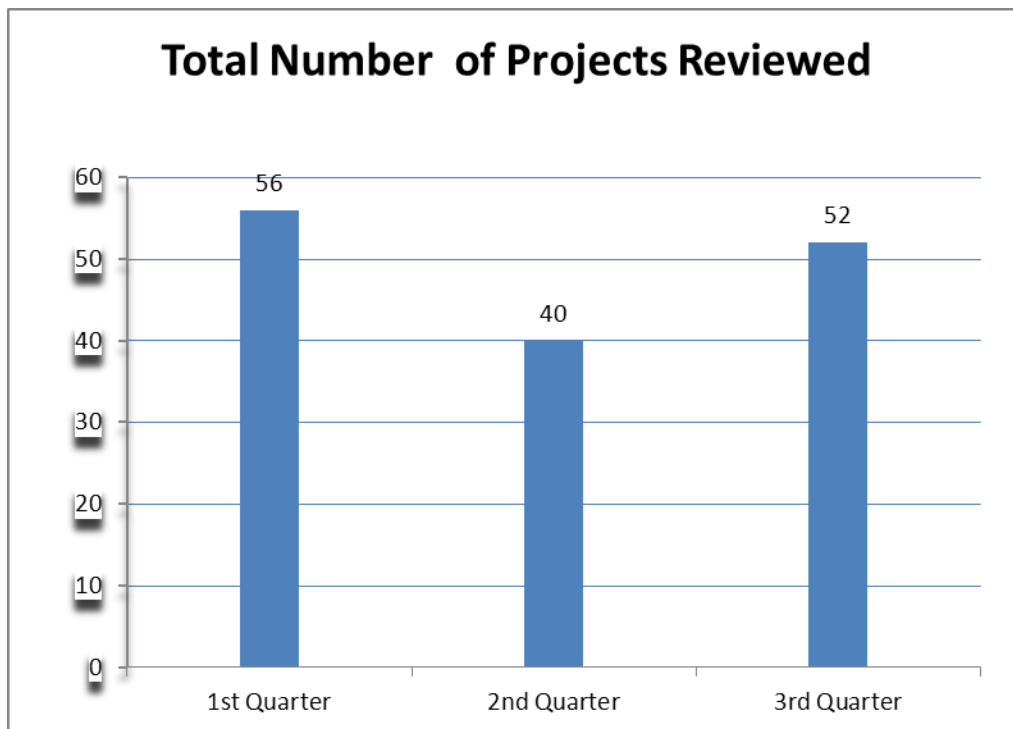
1. RFP / Bid Opportunities Reviewed.....	2
2. Contract Dollars Awarded to JSEBs.....	4
3. Applications & Requests Reviewed.....	6
4. EBO Monthly Business Assistance.....	9
5. Graduation.....	10
6. Outreach Events	11
7. Access to Capital.....	12

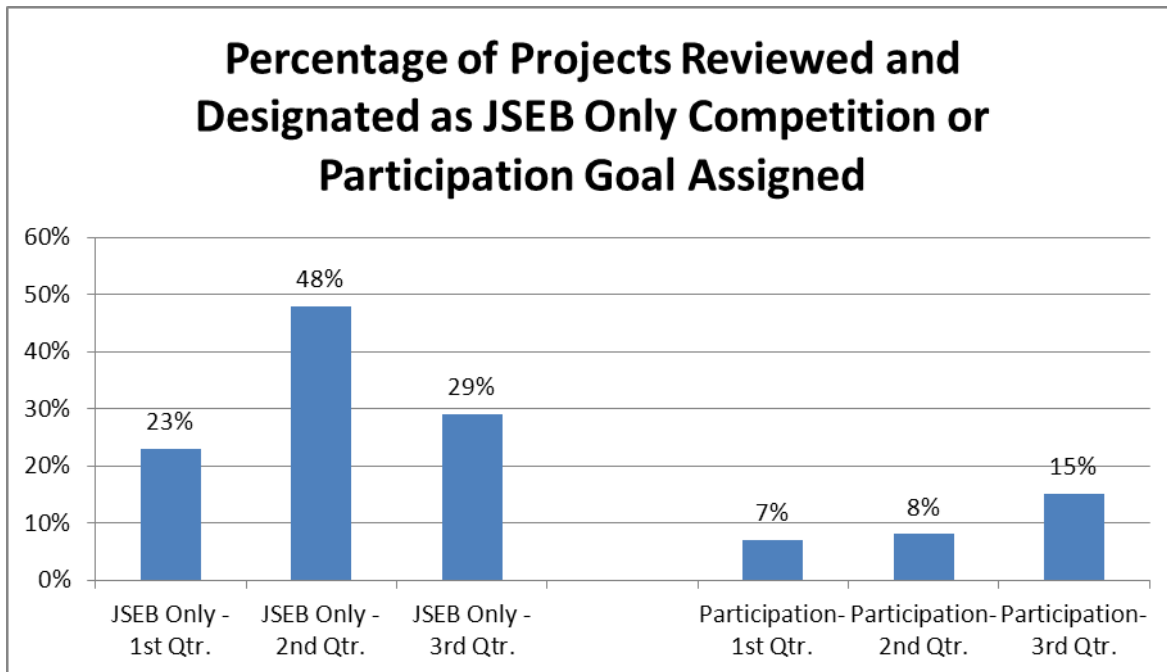
RFP / BID Opportunities Reviewed

The EBO & Contract Compliance Office reviewed a total of 52 professional and construction related projects for Jacksonville Small Emerging Businesses (JSEBs) goal setting for the third quarter of FY 12.

Month	# of Projects Reviewed	# of Projects Set-Aside	# of Projects Participation Goals	Set-Aside Percentage	Participation Percentage
April	17	5	2	29%	15%
May	20	2	4		
June	15	8	2		
Total	52	15	8		

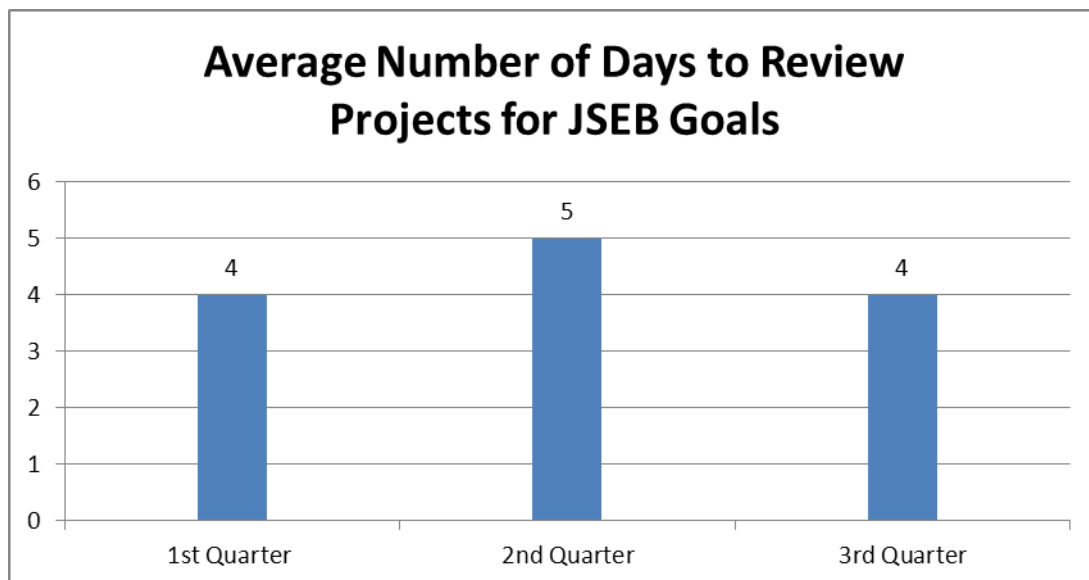
Twenty-nine percent (29%) of projects reviewed for bidding during the third quarter were projects set-aside for “JSEB Only” competition. Fifteen percent (15%) of projects reviewed for bidding were assigned a “JSEB Participation” goal. The total number of projects assigned “JSEB only” or Participation “Goals” for the third quarter was twenty-three (23), equating to 44% of all bids reviewed for bidding opportunities.





The estimated dollar amount for projects reviewed for “JSEB Only” competition was \$1,051,756. The estimated dollar amount for projects reviewed for “JSEB Participation” competition was \$2,229,601. The total estimated amount reviewed for JSEB participation for the third quarter was \$3,281,357. Two professional service projects were assigned JSEB goals during the third quarter.

The EBO’s average # of days to review contracts for participation for the third quarter was four (4) days.

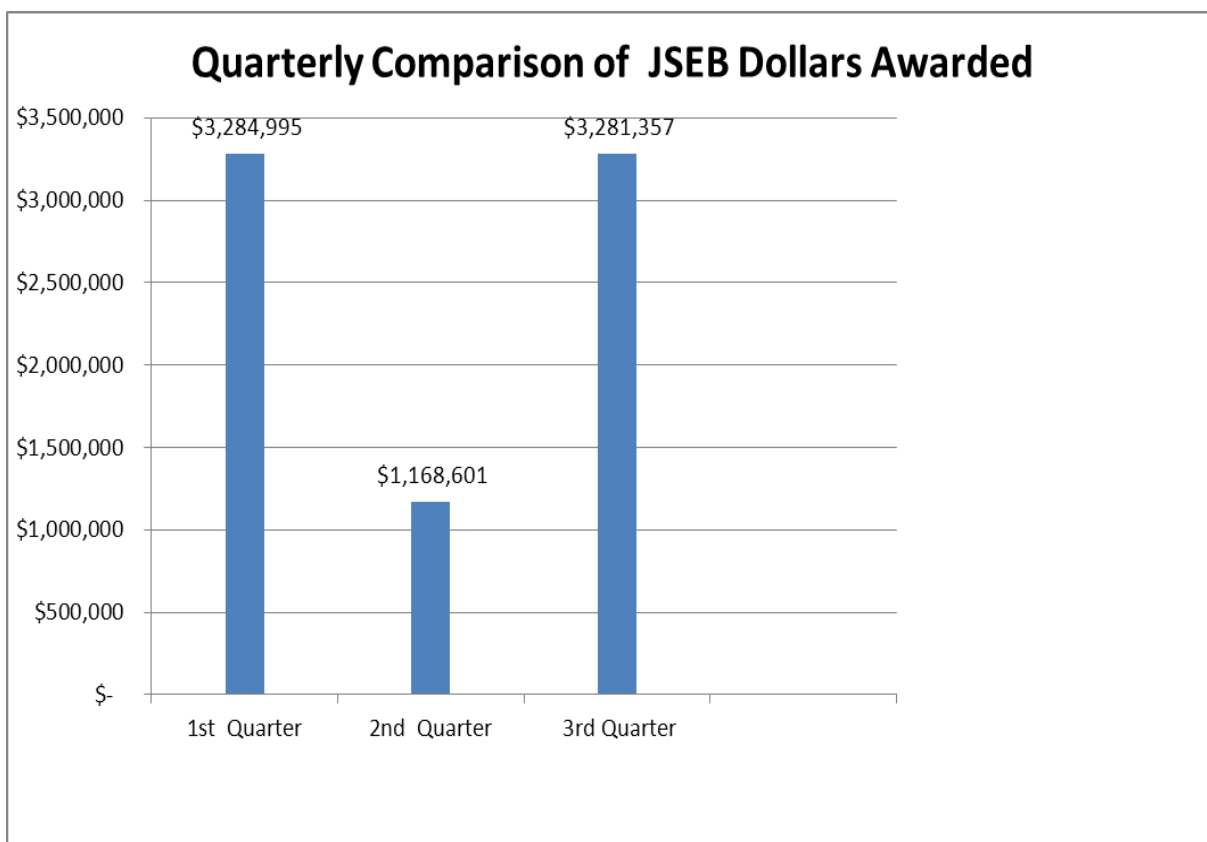


Contract Dollars Awarded to JSEBs

The total dollars awarded by the City of Jacksonville for Construction contracts in the third quarter was \$23,200,447. The dollar amount awarded through “JSEB Only” competition for the third quarter was \$1,051,756 and the dollar amount awarded through “JSEB Participation” was \$2,229,601. The total amount awarded to JSEBs for the third quarter was \$3,281,357.

The amount equates to 14% of the total dollars awarded for construction in the 3rd quarter.

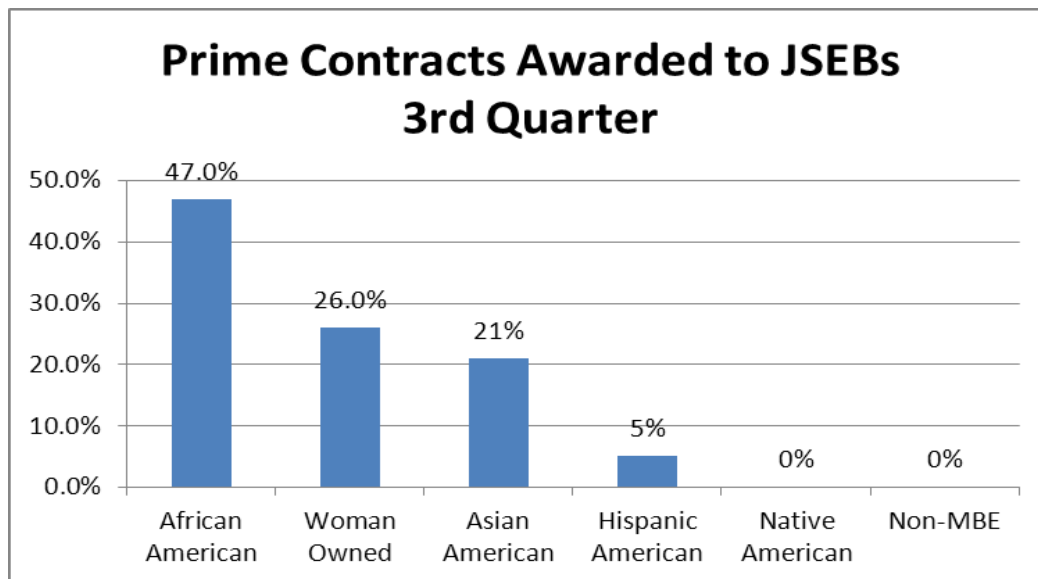
Eighteen (18) percent of all construction dollars awarded so far in FY 12 has been awarded to JSEB's. Construction dollars awarded year-to-date is \$42,576,048 of which \$7,734,953 was awarded to JSEB's.



A total of fourteen (14) prime contracts were awarded to Eight (8) JSEB vendors. The percentages of the contracts awarded by ethnic group are as follows:

3rd Quarter

Sub-Contractor Ethnic Category	Percentage of Prime Contracts Awarded to JSEBs	# of Contracts Awarded	Total Dollar Amount Awarded
African American	47%	6	\$ 497,325
Woman Owned	26%	5	\$ 278,706
Asian American	21%	2	\$ 218,976
Hispanic American	5%	1	\$ 56,749
Native American	0%	0	\$ -
Non-MBE	0%	0	\$ -
Total		14	\$ 1,051,756



Note: The Non-MBE category is Caucasian males

Applications & Requests Reviewed

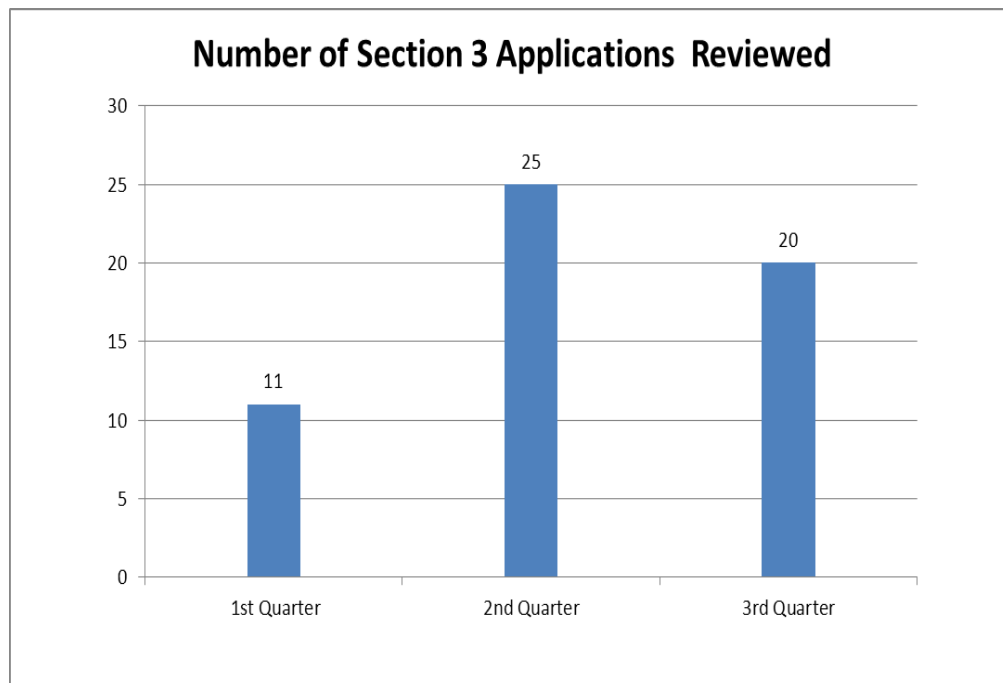
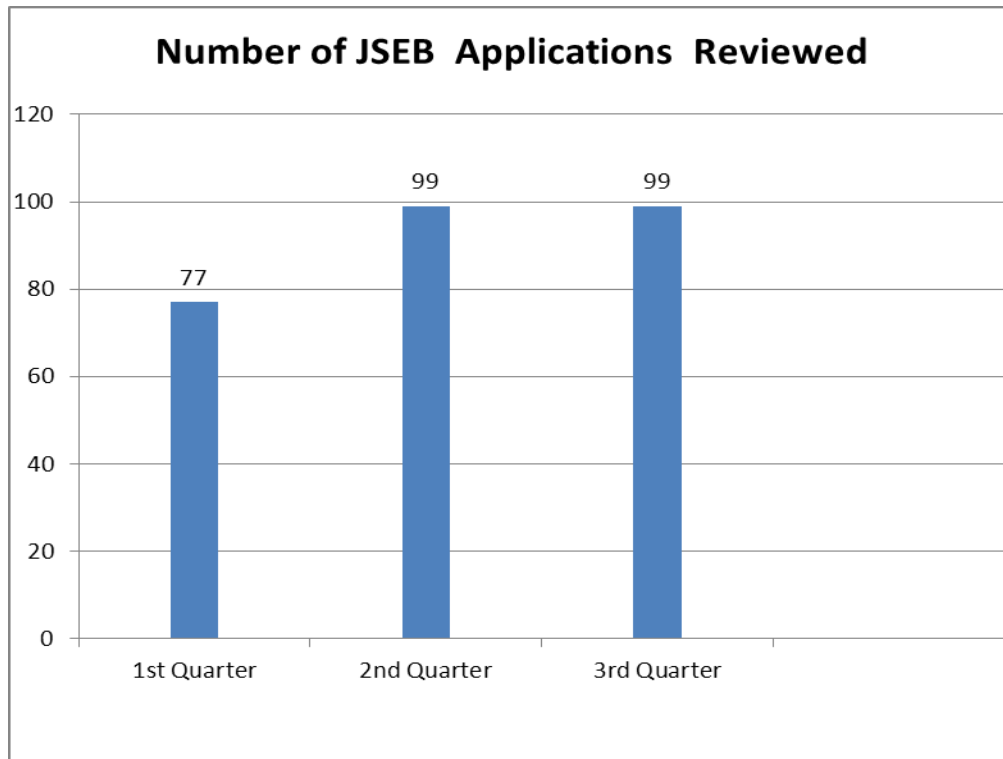
The EBO and Contract Compliance Office reviewed a total of 99 JSEB applications and 20 Section 3 applications for the third quarter for a total of 119.

The application breakdown is as follows:

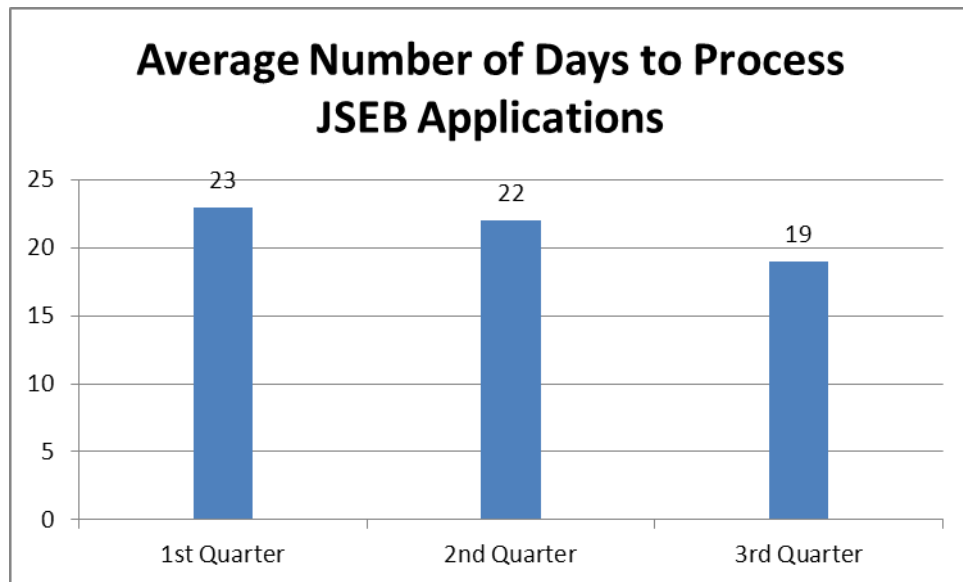
- (1) New applications – 29
- (2) Re-certifications – 70
- (3) New Section-3 Applications – 20

Four (4) requests for additional commodity codes to be added to business certifications were also reviewed. Two (2) applications were denied due to lack of information not received, not meeting residency or company control requirements.

- 1. Number of JSEB Applications Reviewed – 99
- 2. Number of Section-3 Applications Reviewed - 20



1. Average # of days to process JSEB applications – 19



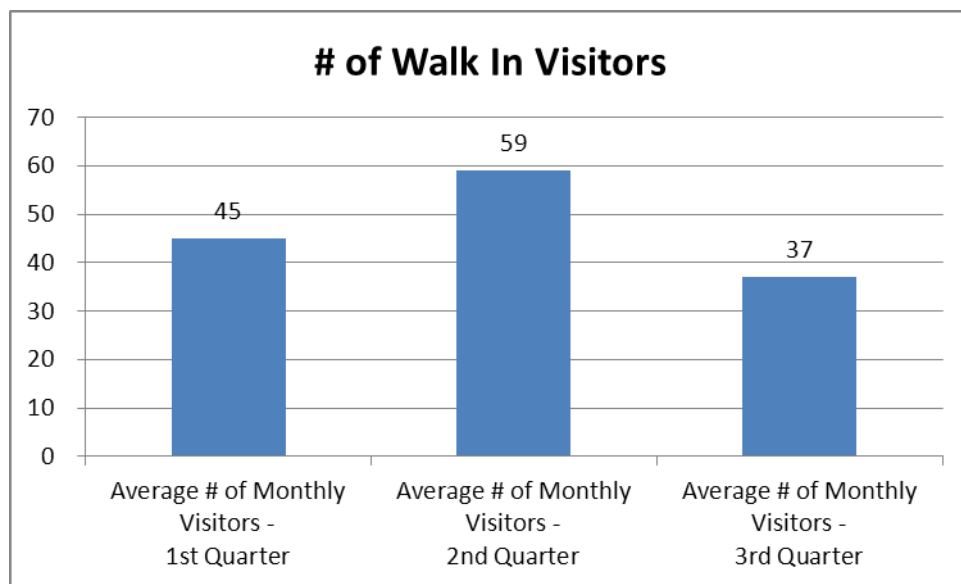
Correction: On the 2nd quarter report it was inadvertently stated that the average number of days to process JSEB applications was seven (7). The correct average number to process JSEB applications for the 2nd quarter was 22 days.

EBO Monthly Business Assistance

The EBO Office provided business assistance to a total of 173 customers in the third quarter of FY12.

EBO VISITORS:

The EBO Office provided business assistance to a total of 111 scheduled & unscheduled walk-in visitors who came to the office to inquire about the JSEB Program, Section 3 certification, bidding or other needed assistance. An average of thirty-seven (37) customers per month visited the EBO Office for business assistance during the third quarter of FY12.



EBO PHONE INQUIRES:

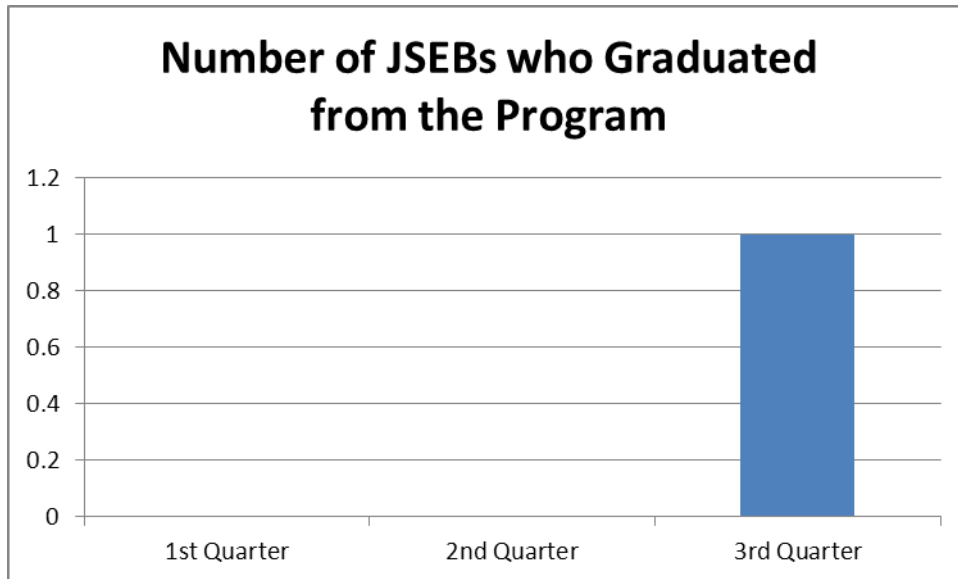
The EBO Office received and resolved 62 EBO related customer requests issued through the Citizen Active Response Effort (C.A.R.E.) system during the third quarter of FY12.

Graduation

One JSEB graduated from the small business program during the 3rd quarter.

Performance Measure:

1. # of JSEBs graduated from the program – 1



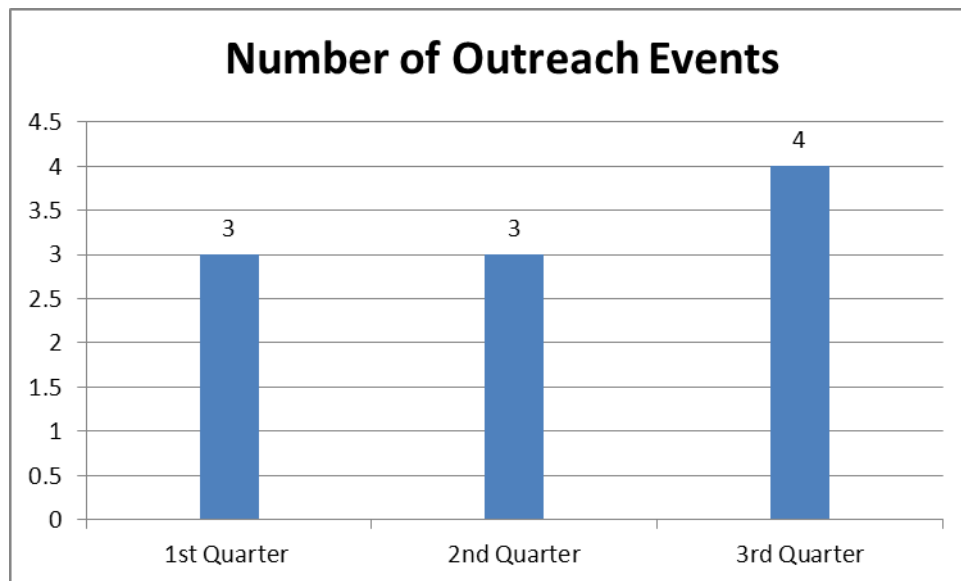
Outreach Events

The EBO Office participated in the following four (4) outreach events during the 3rd quarter:

1. Northeast Florida Builders Association
2. Mayor Brown's Business Builder at the Convention Center
3. Jacksonville, 2012 Acquisition Conference and Trade Show at UNF, University Center
4. Jacksonville Chamber, 2012 Annual Trade Show at UNF, University Center

Performance Measures:

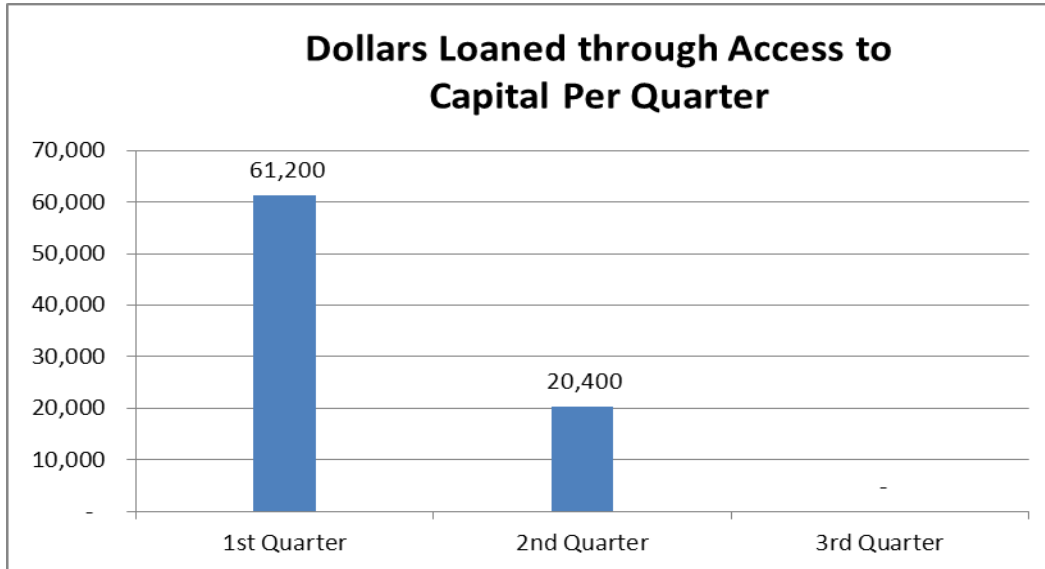
1. # of outreach events – 4




The EBO Office has participated in a total of ten (10) outreach events in FY 12.

Access to Capital

There was no access to capital loans for the third quarter. The total amount loaned to JSEB's through access to capital since inception is \$2,774,039.



No JSEBs received access to capital loans for the third quarter.



This Page Left Blank Intentionally