

City of Jacksonville

Equal Business Opportunity (EBO) and Contract Compliance Office

1st Quarter Report for FY 12

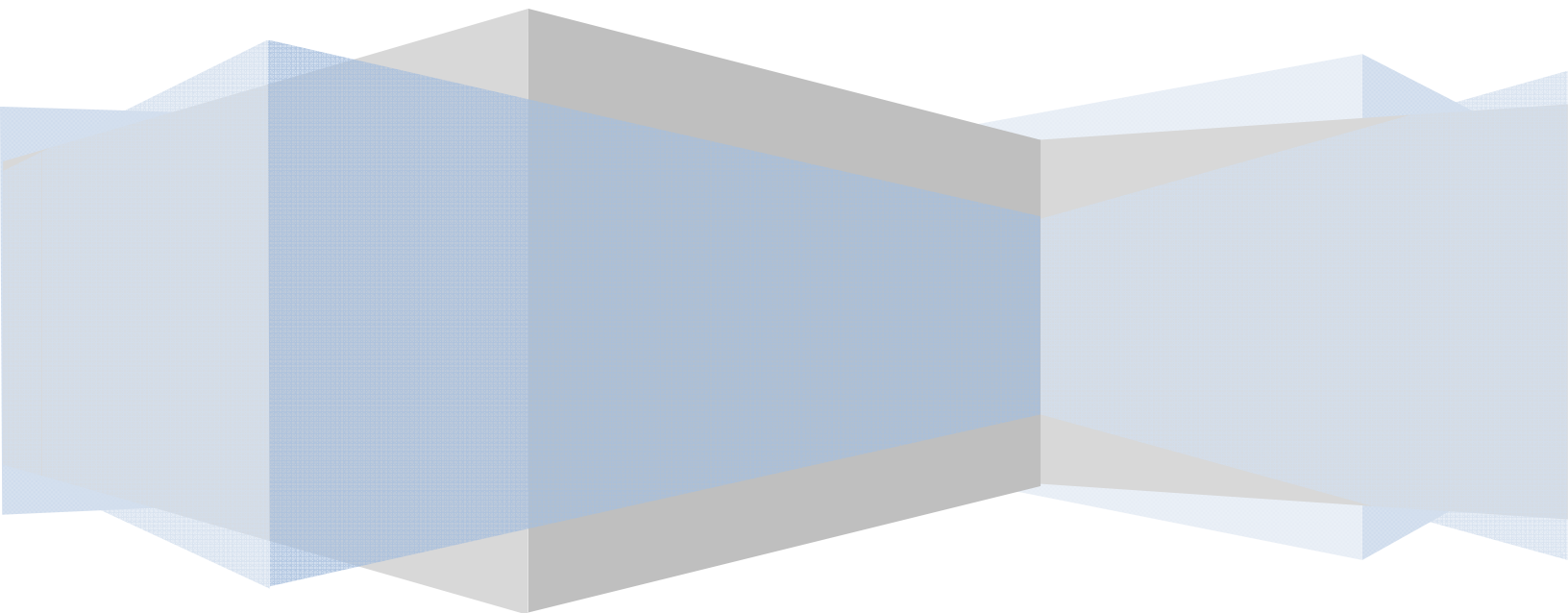


Table of Contents

| | |
|---|----|
| 1. RFP / Bid Opportunities Reviewed..... | 2 |
| 2. Contract Dollars Awarded to JSEBs..... | 4 |
| 3. Applications & Requests Reviewed..... | 6 |
| 4. Graduation..... | 8 |
| 5. Outreach Events | 9 |
| 6. Mentor / Mentee Relationships..... | 10 |
| 7. Access to Capital..... | 11 |

RFP / BID Opportunities Reviewed

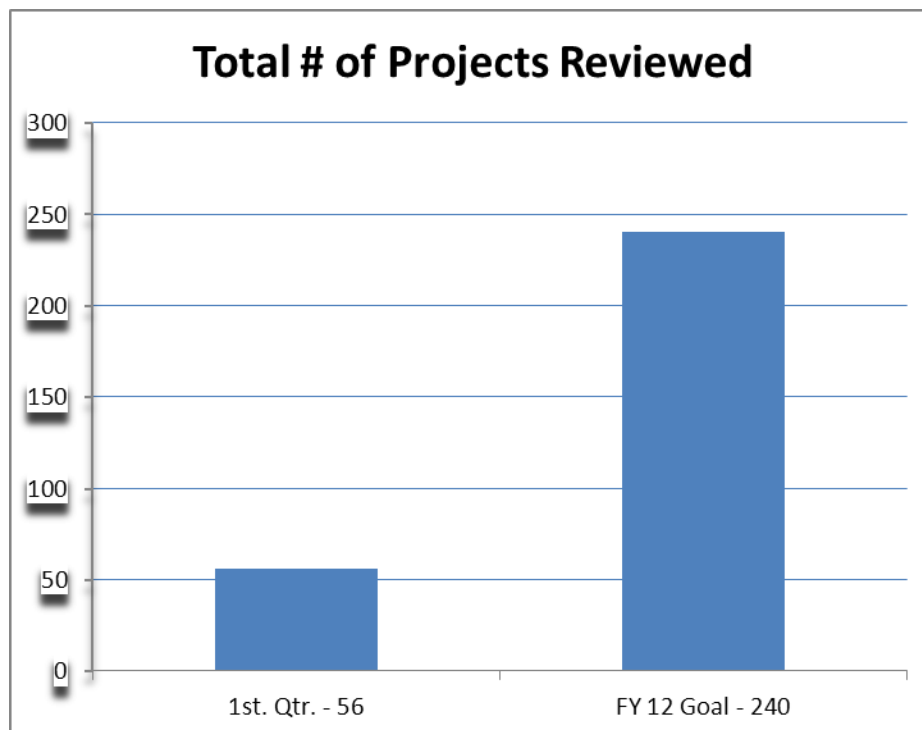
The EBO & Contract Compliance Office reviewed a total of 56 professional and construction related projects for Jacksonville Small Emerging Businesses (JSEB) goal setting for the first quarter of FY 12.

| Month | # of Projects Reviewed | Set-Aside | Participation |
|----------|------------------------|-----------|---------------|
| October | 19 | 5 | 1 |
| November | 16 | 2 | 3 |
| December | 21 | 6 | 0 |
| Total | 56 | 13 | 4 |

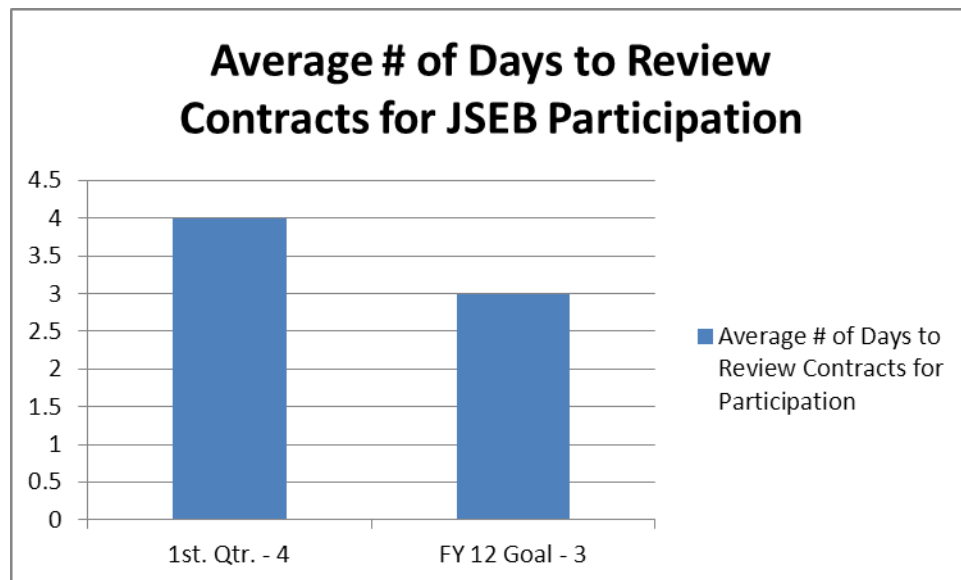
Twenty-three percent of projects reviewed for bidding during the first quarter were projects set-aside for “JSEB Only” competition. Seven (7%) of projects reviewed for bidding were assigned a “JSEB Participation” goal. The total number of projects assigned set-aside or participation goals for the first quarter was seventeen (17), equating to 30.4% of all bids reviewed for bidding opportunities.

No JSEB goals for professional services were assigned during the 1st quarter.

Performance Measure: Number of Contracts Reviewed for Participation – 56

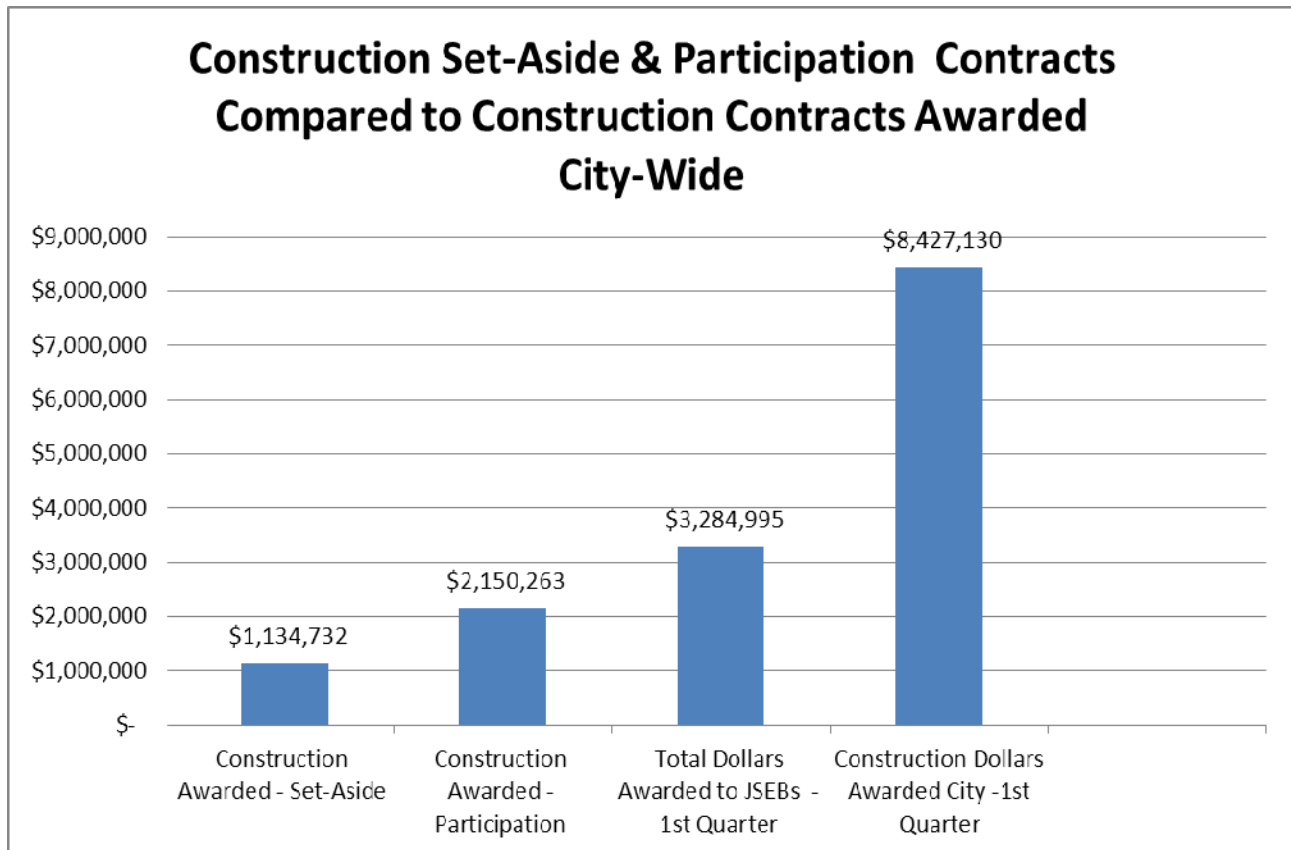


The EBO average # of days to review contracts for participation for the first quarter was four (4) days. The EBO did not achieve the average three (3) day goal for review time for the first quarter, because some projects took longer to analyze before a recommendation could be made.



Contract Dollars Awarded to JSEBs

The total dollars awarded by the City of Jacksonville for Construction contracts in the first quarter was \$8,427,130, of which \$1,134,732 were set-aside awards and \$2,150,263 were construction participation and encouragement. Using a combination of set-aside and participation percentage, JSEB's were awarded a total of \$3,284,995 in the 1st quarter. This equates to 39% of the dollars awarded for construction in the 1st quarter.

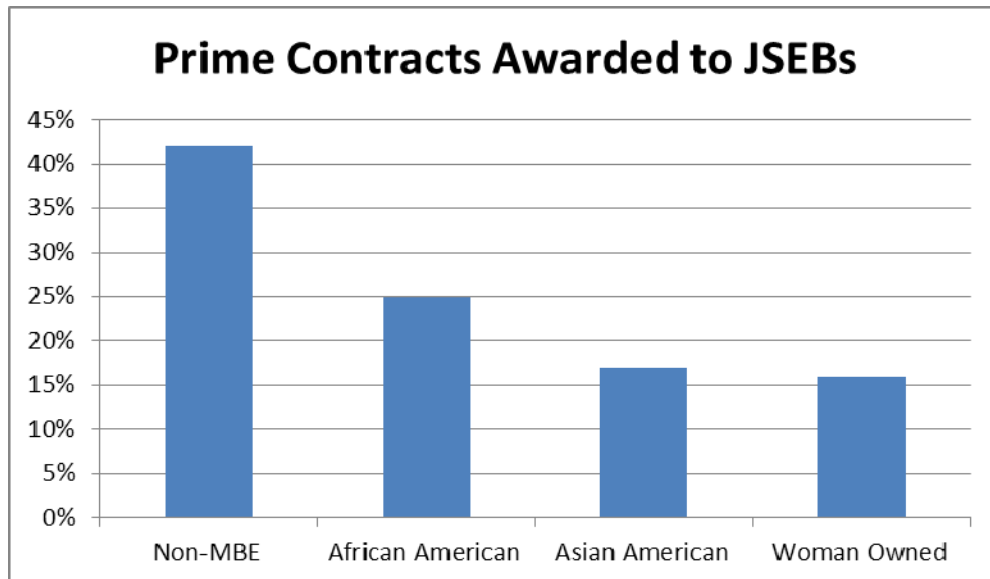


Performance Measures for Projects Actually Reviewed October through December:

1. Percentage of total dollars awarded to JSEBs – 16%
2. Percentage of JSEB contracts awarded as set-asides – 23%

A total of twelve (12) prime contracts were awarded to ten (10) JSEB vendors. The percentages of the contracts awarded by ethnic group are as follows:

| Sub-Contractor Ethnic Category | Percentage of Prime Contracts Awarded to JSEBs | # of Contracts Awarded | Total Dollar Amount Awarded |
|--------------------------------|--|------------------------|-----------------------------|
| Non-MBE | 42% | 5 | \$ 603,216 |
| African American | 25% | 3 | \$ 41,200 |
| Asian American | 17% | 2 | \$ 230,900 |
| Woman Owned | 16% | 2 | \$ 259,416 |
| Hispanic American | 0% | 0 | \$ - |
| Native American | 0% | 0 | \$ - |
| Total | | 12 | \$ 1,134,732 |



Applications & Requests Reviewed

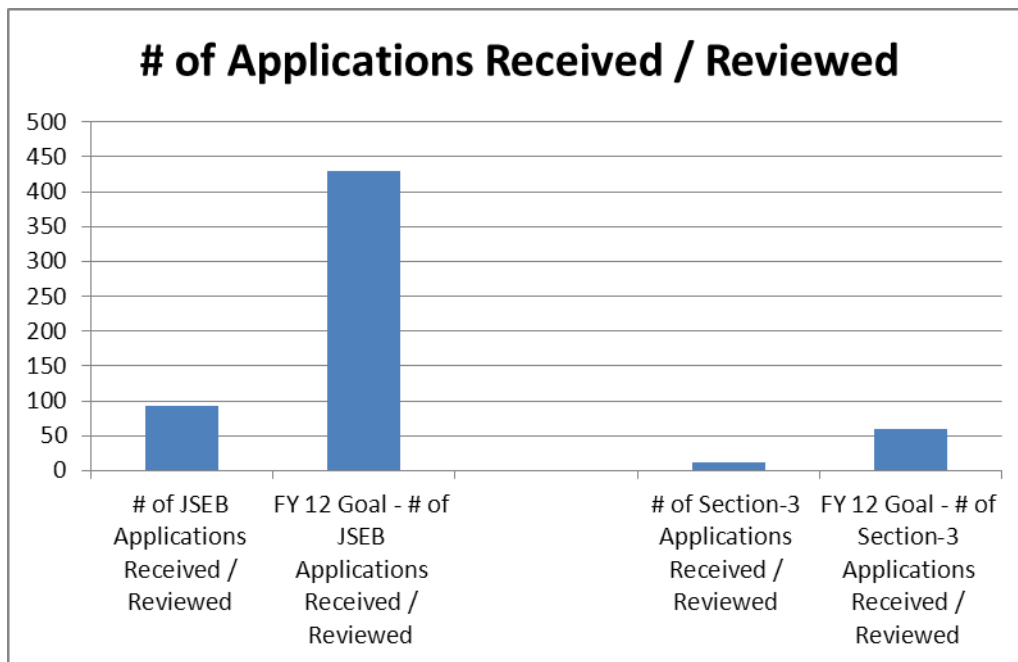
The EBO and Contract Compliance Office reviewed a total of 77 JSEB applications for the first quarter 2012. The application breakdown is as follows:

- (1) New applications – 27
- (2) Re-certifications – 50
- (3) New Section-3 Applications – 11

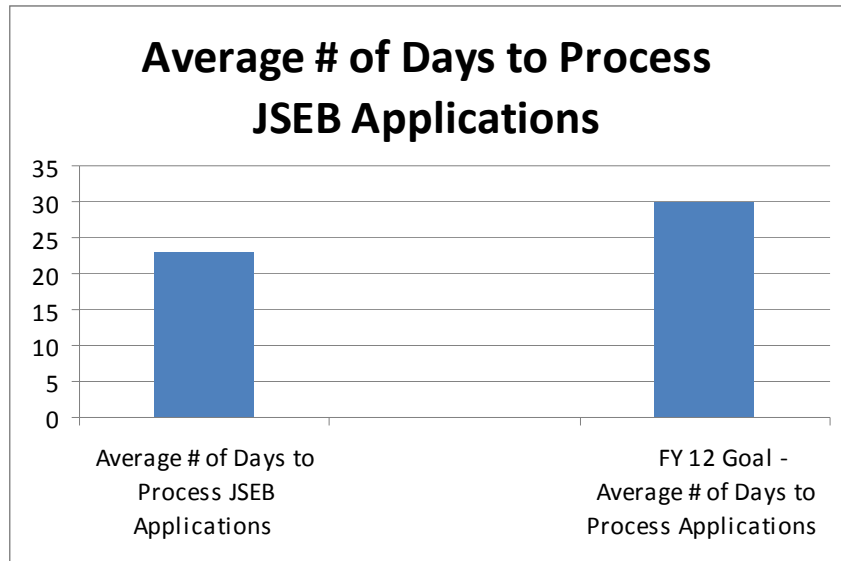
Five requests for additional commodity codes to be added to business certifications were also reviewed. Three (3) applications were denied due to lack of information not received, not meeting residency or company control requirements.

Performance Measures:

- 1. Number of JSEB Applications Received / Reviewed – 77
- 2. Number of Section-3 Applications Received / Reviewed - 11



1. Average # of days to process JSEB applications – 23

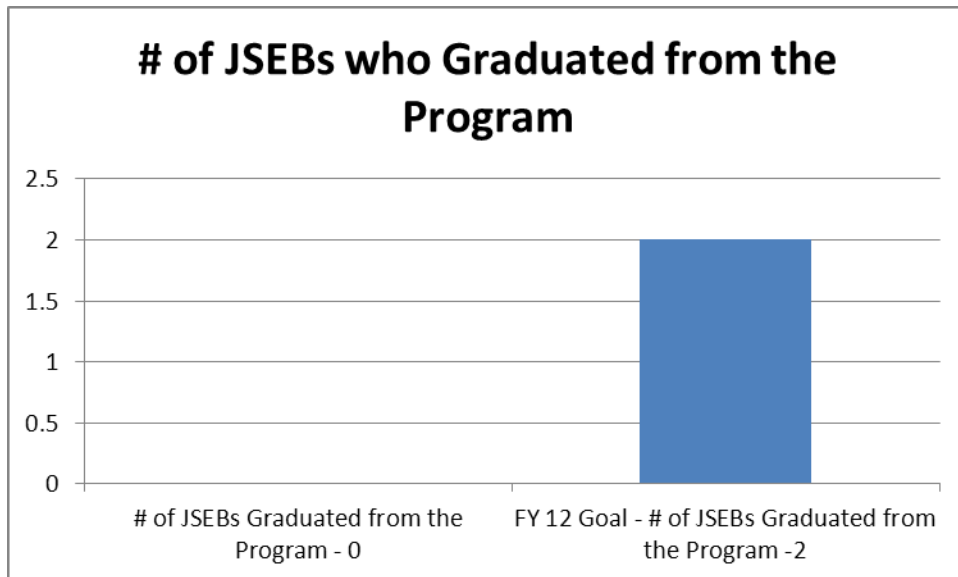


Graduation

No JSEBs graduated from the small business program during the 1st quarter.

Performance Measure:

1. # of JSEBs graduated from the program – 0

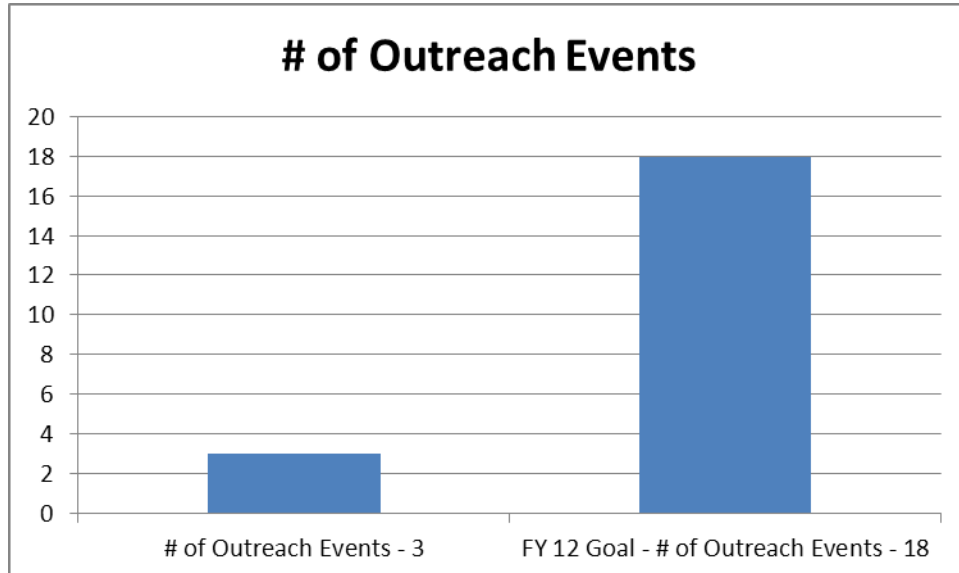


Outreach Events

The EBO Office participated in a three (3) outreach events during the 1st quarter. Two of these events were related to briefing the community on the Multi-Disciplinary Study. The third outreach event involved participation with the annual Black Expo Event. The EBO Office also conducted two new JSEB orientation briefings, one each in October and November.

Performance Measures:

1. # of outreach events – 3

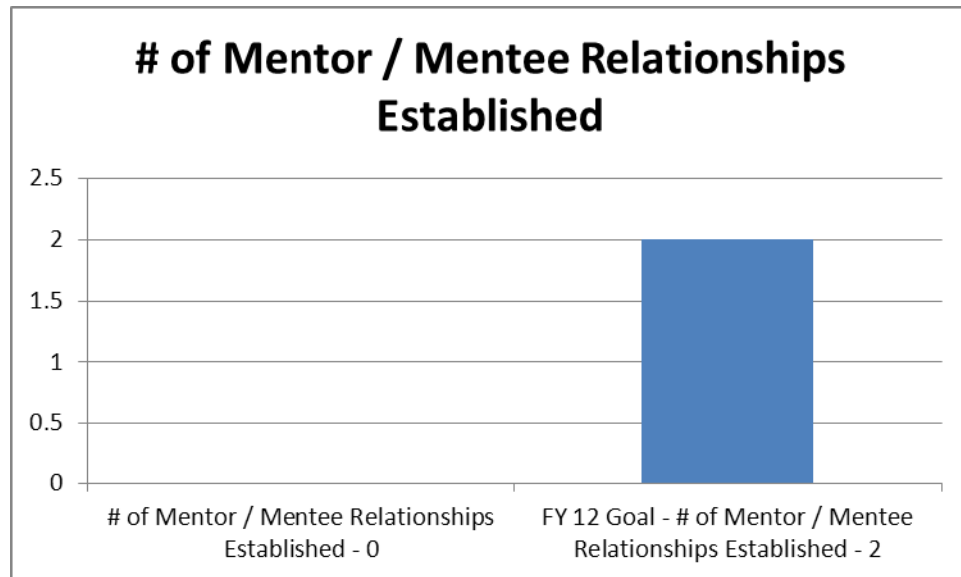


Mentor / Mentee Partnerships Established

The EBO Office did not have any have any mentor / mentee partnerships created.

Performance Measures:

1. # of Mentor / mentee relationships established – 0

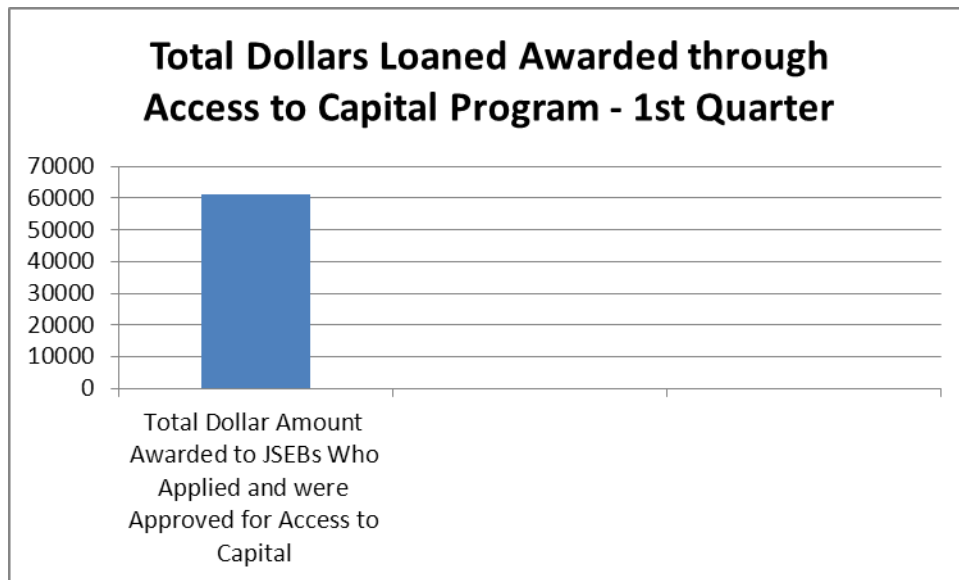


Access to Capital

One (1) JSEB applied for an access to capital loan and was awarded \$61,200 during the first quarter.

Performance Measures:

1. % of JSEBs applying for capital access loans – 8 %



Of the 12 twelve JSEB's that were awarded prime contracts, one (1) JSEB applied for and received an Access to Capital Loan, representing eight-percent (8%) of the twelve (12) JSEBs awarded prime contracts in the 1st quarter.

2. Total dollar of loans awarded to JSEB's through access to capital since inception - \$2,753,639

