



UPCOMING PROGRAMS

Don't Miss Arbor Day Program on January 15th

Florida's Arbor Day is coming up—Friday, January 16. It's always on the 3rd Friday in January. Now is a great time to plant new trees and shrubs. Plan to attend and learn the latest information on tree planting and care.

A workshop will be held on **Thursday, January 15th from 10:00AM to 1:00PM** at the Duval County Extension Office on 1010 N. McDuff Ave.

There is a \$2.00 charge, collected at the door to attend and you must RSVP by calling the Extension Office at 387-8850.



*Plant a tree for Florida's Arbor Day
Friday, January 16*

Topics that will be covered are:

- History of Arbor Day
- Trees Native to Florida
- How to Plant and Establish New Trees
- How to Prune and Train Trees

Pre-registered participants will receive a free tree in celebration of arbor day, thanks to JEA tree farm.

Inside this issue:

| | |
|--|---|
| What to Plant for Cold Weather | 2 |
| Info and Update on Asian Cycad Scale | 2 |
| Help Plants Weather the Cold | 3 |
| Gardening Chores for January & February | 4 |
| Beware—Recall of Scented Pine Cones | 5 |
| Watering Tips | 5 |
| Gardening Chores for January & February (cont) | 6 |

Jadera Bugs

Watch for this bug in mulch at the 1st sign of warm temperatures. It's called a jadera bug and feeds on the seeds of the golden rain tree. No control is necessary. Pictured above is the nymph and below is the adult.



More Educational Programs for January/February

Tuesday, January 20
Save Time, Energy and Money with Native Plants, 6PM to 8PM @ SE Branch Library on 10599 Deerwood Park Blvd. Call 387-8850 to register.



Blvd. How to avoid the top 5 landscape mistakes. Call 387-8850 to register.
Tuesday, February 3 from 6:30 — 8:30 p.m. Best practices, water, fertilizer, recycle and more @ SE Branch Library on 10599 Deerwood Park Blvd.

Tuesday, January 27
from 6:30—8:30 p.m. @ SE Branch Library on 10599 Deerwood Park

Tuesday, February 10
from 6:30—8:30 p.m. How to prepare your yard for spring: plant chores, pests and other problems. @ SE Branch Library on 10599 Deerwood Park Blvd. **There is no charge but call to pre-register @ 387-8850.**

What To Plant for Cold Weather

Temperatures have been up and down so plants are sure to be confused. January and February can be some of the coldest months so it's best to play it safe and plant only cold hardy stuff. Choices are limited but take this time to look through seed/plant catalogues and order for spring plantings.

Annuals recommended are carnation (China doll), delphinium, digitalis (foxglove), larkspur, pansy, petunia, ranunculus, viola, and snapdragon. In

February, add to the list baby's breath, calendula, marguerite daisy, and statice.

Bulbs that can be planted include Achimenes, African lily (Agapanthus), amaryllis, Aztec lily, calla, crinum, daylily, Dutch iris, gloriosa lily, gloxinia, Hurricane lily, Ixia, kaf-fir lily, marcia (walking iris), moraea (African lily), spider lily, Tritonia, tube-rose, tulip (prechilled), voodoo lily, wat-sonia, and zephyr lily. In February, it's



too late to plant amaryllis, calla, day-lily, Hurricane lily, and tulips, but add to the list Amazon lily, Caladium, canna, dahlia,

Cold hardy vegetables include beets, broccoli, cabbage, carrots, cauliflower, celery, Chinese cabbage, mustard, onions, peas, potatoes, radishes, and turnips. In February, add collards, endive/escarole, lettuce, parsley, English peas, peppers, potatoes, radish, Swiss chard, and tomatoes.

Info and Update on Asian Cycad Scale

The Asian Cycad Scale continues to spread through our area. This scale affects members of the cycad family but causes most problems with sagos. The big problem with this scale is it has few natural enemies because it is an exotic invasive. If this insect is left untreated, it will kill the host plant and will spread to adjacent plants.



shows that many products available for scale will also work on Asian cycad scale. Horticultural oils (Ultrafine, summer oil, volck oil, dormant oil, etc.), fish oil (not fish emulsion) and malathion-in-oil all are reported to give good results. Contact pesticides, like Malathion, kill the insects they come in contact

How to Identify:

This scale resembles the magnolia white scale, another common scale on cycads. However there are some minor differences. The color of the insect and it's eggs is orange, except when they recently molt and are then they are yellow. All stages of the magnolia white scale are yellow and occur predominately on the upper leaf surface whereas the new one is usually found on the lower leaf surface.

Damage first shows up as yellowish spots, but fronds later become brown and shriveled. Badly infested sagos can be completely covered with a white crust composed of several layers of scales.

The scale can completely cover a medium-sized plant in a few months and can kill it in a years time. One reason it is so difficult to control is because the scale can also infest the plant roots at depths of up to 2 feet. A grower or homeowner may think the situation is under control only to have it resurface because of those hiding underground.

Control Techniques:

One easy method of control, is to spray water on smaller sagos to slow the pest down. This should be done frequently and thoroughly. Don't do this so frequently that you kill the plant by damaging the root system because of too much water.

The latest research (2003 Mannion)

with when sprayed.

Horticultural oils or Organocide are the materials of choice as they are the least disruptive to beneficial insects. The key is to treat the plants to reduce the populations and then treat preventatively until the predators can keep this pest under control. To get this pest under control, spray every other week in warm weather (above 70°F) and once a month on colder weather (below 70°F). Periodically, spray fronds with a hard stream of water to loosen the dead scale.

The only real solution to this problem is the introduction of natural predators, but this will take time. USDA are rearing a predatory beetle & a

Help Plants Weather the Cold

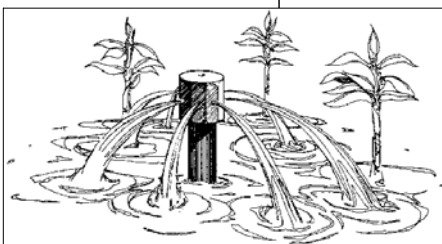
Depending on where you live in Duval County, you may or may not have experienced frosts this winter. North Duval has experienced several, whereas protected areas, like the beaches, have had none.



Many tender plants will suffer from freezing temperatures immediately. Annuals like impatiens instantly turn to mush which should be removed and replaced with cold hardy annuals.

When freeze damage occurs, don't be in a hurry to prune plants like hibiscus, pentas, lantana, and plumbago. They can be cleaned up a little if they look unsightly but don't cut these plants all the way back unless you're willing to replace them next year. Leave some of the damaged material intact. This will protect the plant from future freezes and will serve as a starting point for growth next spring. Rhizome-type plants like cannas, firespike, and gingers can be cut all the way to the ground and they will regrow next spring. Even after the very hard winter two years ago, most plants like bougainvillea and hibiscus came back from the roots when frozen back.


24 to 48 hours before a freeze, water plants well in the absence of rainfall. Many of our freezes are preceded by rain so we can keep our sprinklers in the off-mode. Do



not run sprinklers during a freeze. Cover sensitive plants with blankets or leaf mulch, bank sand around citrus trunks, and bring sensitive house plants inside. Banking is the easiest and most cost effective way to protect graft unions in citrus or other sensitive plants like hibiscus.

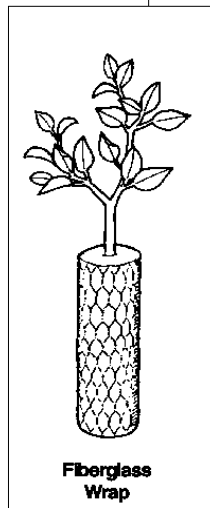
Pull mulch up around stems of sensitive plants. Place pine straw over low-growing tender plants—it's lightweight and can be easily removed once the freeze is over. Don't place mulch around citrus trees because unmulched soil heats up more than mulched soil so bare soil offers better protection. Another option instead of banking sand around the trunks of cold sensitive trees is to wrap tree trunks and lower limbs with newspapers, blankets, foam rubber or fiberglass insulation. However, it is best to unwrap after the freeze to allow sunlight to heat up the wood.

Citrus may need to be harvested if temperatures fall below 28°F for 4 consecutive hours. If fruit is not ripe, take a chance and leave fruit on the tree since they will not



ripen once picked. If fruit is frozen, they can still be harvested for juice if used within a few days of the freeze. Large and thick skinned fruit are more cold tolerant than small, thin skinned fruit. Fruit most susceptible to freezes are those on the top and outside of the tree. If the freeze is accompanied by strong NW winds, fruit facing that direction could suffer damage whereas those on the SE side may be untouched. Severely frozen fruit typically fall to the ground within a few days due to damage to the stem and fruit. Fruit lightly frozen and immature will usually remain on the tree and can be eaten.

When temperatures drop into the teens, cold protection becomes more difficult. The best protection is offered by building a mini-greenhouse around prized plants. Build the frame out of wood or PVC and cover with plastic, fabric materials, or row cover frost blanket. The best heat source is an incandescent bulb placed at or near ground level because heat rises. A 40 watt bulb will be okay for lower growing



plants whereas a 75 watt bulb or more will be needed for larger plants. If temps heat up during the day, be sure to remove fabric or plastic so the plants don't burn.



Gardening Chores for January & February



Now that we're getting a break from weekly mowing, it's a great time to service lawn mowers.

- First, clean the mower by removing all grass from the deck, underneath and around all movable parts.
- Add touch up paint to any places where paint is chipped.
- Drain and replace the oil.
- Remove and sharpen the blade.
- Drain the gasoline or run until dry.
- Grease all fittings and clean the air filter.

For most lawns, fertilizer applications should be delayed until March. For more info on lawn care, check this website: [Http://turf.ufl.edu/residential](http://turf.ufl.edu/residential).

Mid to late February is the time to put down weed killer on lawns if warm season weed problems were a problem last summer. Examples include crabgrass and sandspurs. Water well before applying the herbicide and read label directions carefully before treatment.

Rake leaves as they collect on lawns and use as a mulch or in a compost pile. Don't leave on lawns because they increase diseases by holding in moisture and blocking out sun.


February or March is the time to fertilize woody plants with the ex-

ception of early spring bloomers like azaleas and spireas. Wait until after bloom to fertilize them. Also wait until March to start fertilizing palm trees.

It's pruning time for many deciduous plants. Never prune a plant if you don't know why. Good reasons to prune are to remove dead or damaged branches, to remove competing branches, to improve tree shape, or to help create a healthy, safe tree. Wait to prune spring flowering plants in late spring to early summer to avoid removing potential flowers. (azaleas, some hydrangea, banana shrub, camellia, dogwoods, fringe tree, spireas, Indian hawthorn, magnolias, and redbud). Many deciduous plants (oaks, maples, crape myrtles, roses) should be pruned now during their dormant season.

The drop crotch cut is one of the most useful pruning cuts to use on large trees when they

have outgrown their space. To make a drop crotch cut, find where the branch forms a fork with another one. Remove the upright portion of the branch at the fork, leaving the horizontal branch intact. Be careful that you don't prune too close but follow the example shown above. This is the type of pruning cut that should be used when pruning trees that are too large under utility lines. To en-



courage rapid growth and branching in plants, prune just prior to the first spring growth flush. To slow down growth, prune just after the growth flush when leaves have fully expanded.

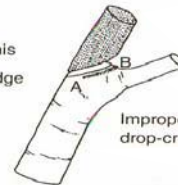
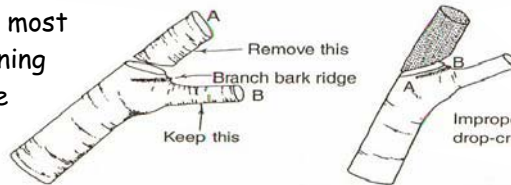
Prune grapes in January or February. For muscadines, prune all branches that are less than 3/16" in diameter, leaving 2 to 3 buds per spur. Remove most of the spurs located at the top of the trunk to prevent crowding and bushiness.

Prune blueberries to maintain vigor. If plants are older and need a boost, prune 1/3 of the oldest canes as close to the ground as possible. Next year, remove another 1/3 and the following year the last 1/3. At the end of 3 years, the plant is rejuvenated and production will increase.

Spray trunks of fruit trees with a dormant oil to kill overwintering insects. This will reduce spring insect problems.

February is the time to give fruit plants their spring fertilization. Blueberries—apply an azalea, camellia fertilizer in late February at label rates. For peach, plum, nectarine, pear, persimmon, apple, pecan, and fig—apply a peach/pecan special following label rates. (continued on page 6)

Drop Crotch Cut



BEWARE— Recall of Scented Pine Cones

BRONSON ANNOUNCES EXPANDED SEARCH FOR SCENTED PINE CONES INVOLVED IN NATIONAL RECALL TALLAHASSEE --

Florida Agriculture and Consumer Services Commissioner Charles H. Bronson is urging consumers who have purchased potpourri that includes scented pine cones made in India at ANY location in Florida to return them to the point of purchase. The United States Department of Agriculture initially issued a recall of the pine cones sold in Target Stores after an infestation of wood-boring beetles was found in the product, which was part of a potpourri arrangement. However, Department inspectors have now discovered the pest in a Wal-Mart store in Charlotte County and they have expanded their search to any establishment that sells scented pine cone potpourri products, including supermarkets.

Live adults and larvae of *Chlorophorus strobilicola* (Cerambycidae) have also been found in Target Stores in Lake Mary, Largo, Tampa, Jacksonville and Coral Springs. While the USDA recall currently only impacts Target Stores, in an abundance of caution Department inspectors began looking at other retail outlets. That's when they discovered the beetle at a Wal-Mart Store in Murdock, Florida, in the Candle-Lite Potpourri-brand product. The beetle is another form of long-horned beetles a group which includes the Asian long-horned beetle.



Consumers who have purchased scented pine cones should return them to the store. If they have already opened the package, they are urged to double bag the item and return it to the store or double bag the product, tie it securely and dispose of it in the trash.

Scientists are still trying to determine whether this species of beetle would impact the types of pine trees grown in Florida and elsewhere around the Southeast, but they have not ruled out the possibility. Exotic pests are sometimes able to adapt to a new host when the natural host is no longer present.

The impact of the larval damage to pine cones is reduced seed production, which would be a serious problem in the United States if the beetle could successfully attack native pines. Major forest industries depend on reliable pine seed sources in reforestation programs. The scented pine cones originated in India where the *Chlorophorus strobilicola* is found. The beetles have also been found in North Carolina, Massachusetts and New Jersey.

Target stores, which number 79 in Florida, have put a stop sale on this item and have agreed to incinerate, under USDA supervision, remaining inventory and returned material. While USDA has not expanded the recall beyond the Target Stores, Bronson says the discovery of the beetle in a Wal-Mart is clear indication the product has been shipped to other retail-

ers. USDA records indicate that shipments of this product have been crossing into Canadian border ports since April 2003. Cooperation between U.S. Customs and Border Protection has been requested.

Department inspectors are reporting that this material is being removed from the shelves and when items are scanned at check out counters, they come up on the registers as hold -- do not sell.

For more information contact the toll-free helpline at (888) 397-1517.



Watering Tips

How much water do plants need during cooler weather? Research shows it's important to monitor rainfall and supplement as needed. Based on water restrictions, don't irrigate between 10AM and 4PM.

- Lawns need 3/4" to 1" of water once per week.
- Woody ornamentals need every 3/4 to 1" of water every 10 to 14 days.

1010 N. McDuff Avenue
Jacksonville, FL 32254

Phone: 904-387-8850
Fax: 904-387-8902
Website: <http://duval.ifas.ufl.edu>
Email: delvalle@coj.net

NONPROFIT ORG
U.S. POSTAGE PAID
JACKSONVILLE, FL.
PERMIT NO. 1482

January/February Chores (cont. p 5)

For blackberry and grape, apply a 10-10-10 type fertilizer with minor elements at 1/3 pound per blackberry plant and 1 1/2 pound per year of age not to exceed 5 pounds per plant.

Place holiday poinsettias in a protected location until late March to early April when they can be safely planted in the landscape.

The multicolored Asian lady beetle, *Harmonia axyridis* Pallas, will become a nuisance pest during cold weather. Mass quantities of these beetles may gather on light colored south or west walls of buildings trying to escape the cold weather. They often enter the building through cracks and crevices and fly

around landing on walls, furniture, and drapes. If disturbed, they

emit a yellow fluid with an unpleasant odor. Adults are about 1/4" long and vary in color and the number of spots. They can be distinguished from other lady beetles by the dark "M"-shaped marking in the area just behind the head. Exclusion is the best control. Caulk exterior cracks and crevices around doors and windows, Seal and screen utility openings and attic vents. Because they are a beneficial insects, insecticides are not advisable unless the infestation is very heavy.



Extension information and services are available to all individuals regardless of race, color, sex or national origin. The information given herein is for educational purposes only. Reference to commercial products or trade names is made with the understanding that no endorsement by the Cooperative Extension Service is implied. This public document was promulgated at an annual cost of \$295.20 or .82 cents per copy to inform garden center personnel and homeowners of research results in ornamental horticulture. For persons with hearing or speech impairments, when contacting our office, please use the Florida Relay Service at 1-800-955-8771 (TDD).

Once you have read this newsletter, turn "A New Leaf" and pass this information on to a friend.

Terry B. DelValle
Extension Agent-Environmental Horticulture

This newsletter is jointly sponsored by the Florida Cooperative Extension Service, IFAS, Larry Arrington, Acting Dean; City of Jacksonville, John Peyton, Mayor; and the Duval County Cooperative Extension Service, Harold Jones, Director.