



# Project Safe Students in Schools 2008/2009 Evaluation





# Project Safe Students in Schools 2008/2009 Evaluation



1. The program
2. Evaluation results
3. Reduction in SRO arrests
4. Success stories
5. Recommendations



# Project Safe Students in Schools 2008/2009 Evaluation



## The program...

In August 2008 the Jacksonville Sheriff's Office (JSO), in collaboration with Duval County Public Schools (DCPS), implemented "Project Safe Students in Schools" (PSSS).

The plan was to leverage existing JSO School Resource Officers (SROs) to provide *pro-active* and *non-enforcement* based mentoring to reduce behavioral and criminal offenses. The program allowed for the identification of students based on a jointly approved combination of school and police behavioral offenses stemming from incidents taking place both inside and outside of the schools.



# Project Safe Students in Schools 2008/2009 Evaluation



## The program's goal...

- To provide a safe and secure learning environment where teachers can teach, and students can learn.
- Provide prompt, intensive, individualized intervention strategies to break the cycle of unacceptable behavior.
- Focus on reducing violence, the threat of violence, and the fear in schools.



# Project Safe Students in Schools 2008/2009 Evaluation



## The evaluation results...

- Evaluation looked at students in the context of their behavior before, during and after their program participation.
- A total of 950 students qualified for the evaluation (1.8% of all students).
  - This represents 83% of the year's 1,139 students identified for intervention
  - Non-evaluated: students withdrawing from school during the year, parents refusing to take part in intervention (23 students), or student declining (1 adult student).
- These 950 Students averaged 193 less offenses (72% reduction) in monthly offending. This including in-school violations and JSO contacts.



# Project Safe Students in Schools 2008/2009 Evaluation



## The evaluation results (cont.)...

- No single month showed students improving by less than a 58% reduction.
- Improved behavior continued in months after the intervention month revealing a lasting benefit.



# Project Safe Students in Schools 2008/2009 Evaluation



Results based on month prior to, and month following, participation

Month pre      Month of      Month post      Month during change      Month following change

Student Offenses			Intervention Month Change		Pre-to-Post Intervention Month Change	
Month pre	Month of	Month post	Month during change	Month during change	Month following change	Month following change
<b>October 2008 Interventions</b>						
Sep 08	Oct 08	Nov 08	Sep 08/Oct 08 Chg	Sep 08/Oct 08 % Chg	Sep 08/Nov 08 Chg	Sep 08/Nov 08 % Chg
289	94	61	-195	-67.5%	-228	-78.9%
<b>November 2008 Interventions</b>						
Oct 08	Nov 08	Dec 08	Oct 08/Nov 08 Chg	Oct 08/Nov 08 % Chg	Oct 08/Dec 08 Chg	Oct 08/Dec 08 % Chg
314	90	65	-224	-71.3%	-249	-79.3%
<b>December 2008 Interventions</b>						
Nov 08	Dec 08	Jan 09	Nov 08/Dec 08 Chg	Nov 08/Dec 08 % Chg	Nov 08/Jan 09 Chg	Nov 08/Jan 09 % Chg
243	69	75	-174	-71.6%	-168	-69.1%
<b>January 2009 Interventions</b>						
Dec 08	Jan 09	Feb 09	Dec 08/Jan 09 Chg	Dec 08/Jan 09 % Chg	Dec 08/Feb 09 Chg	Dec 08/Feb 09 % Chg
212	87	88	-125	-59.0%	-124	-58.5%
<b>February 2009 Interventions</b>						
Jan 09	Feb 09	Mar 09	Jan 09/Feb 09 Chg	Jan 09/Feb 09 % Chg	Jan 09/Mar 09 Chg	Jan 09/Mar 09 % Chg
219	80	76	-139	-63.5%	-143	-65.3%
<b>March 2009 Interventions</b>						
Feb 09	Mar 09	Apr 09	Feb 09/Mar 09 Chg	Feb 09/Mar 09 % Chg	Feb 09/Apr 09 Chg	Feb 09/Apr 09 % Chg
274	99	62	-175	-63.9%	-212	-77.4%
<b>April 2009 Interventions</b>						
Mar 09	Apr 09	May 09	Mar 09/Apr 09 Chg	Mar 09/Apr 09 % Chg	Mar 09/May 09 Chg	Mar 09/May 09 % Chg
295	84	66	-211	-71.5%	-229	-77.6%
<b>School Year Evaluation Summary Averages</b>						
Sep 08/Apr 09	Sep 08/Apr 09	Sep 08/May 09	Sep 08/Apr 09 Chg	Sep 08/Apr 09 % Chg	Sep 08/May 09 Chg	Sep 08/May 09 % Chg
264	86	70	-178	-67%	-193	-72%



# Project Safe Students in Schools 2008/2009 Evaluation



Results based on 3 months windows before, and following, participation

December  
January and  
February

Three months prior  
Totalled 527 offenses

Three months after  
totalled 142 offenses

December 2008's 3 Months Pre/Post					
3rd Month Pre	2nd Month Pre	1st Month Pre	1st Month Post	2nd Month Post	3rd Month Post
77	205	55	75	77	67
<i>Pre Total:</i>			527	<i>Post Total:</i>	
				142	
				<b>Total Change</b>	
				<b>-73%</b>	
January 2009's 3 Months Pre/Post					
Pre 3 Months	Pre 2 Months	Pre 1 Month	Post 1 Month	Post 2 Months	Post 3 Months
125	164	212	88	76	70
<i>Pre Total:</i>			501	<i>Post Total:</i>	
				146	
				<b>Total Change</b>	
				<b>-71%</b>	
February 2009's 3 Months Pre/Post					
Pre 3 Months	Pre 2 Months	Pre 1 Month	Post 1 Month	Post 2 Months	Post 3 Months
81	176	219	76	52	52
<i>Pre Total:</i>			476	<i>Post Total:</i>	
				104	
				<b>Total Change</b>	
				<b>-78%</b>	
<i>Pre 3 Total:</i>		1504	<i>Post 3 Total:</i>		392
			<b>Avg Total Change</b>		<b>-74%</b>

Average 3  
months  
Reduction  
totals 392



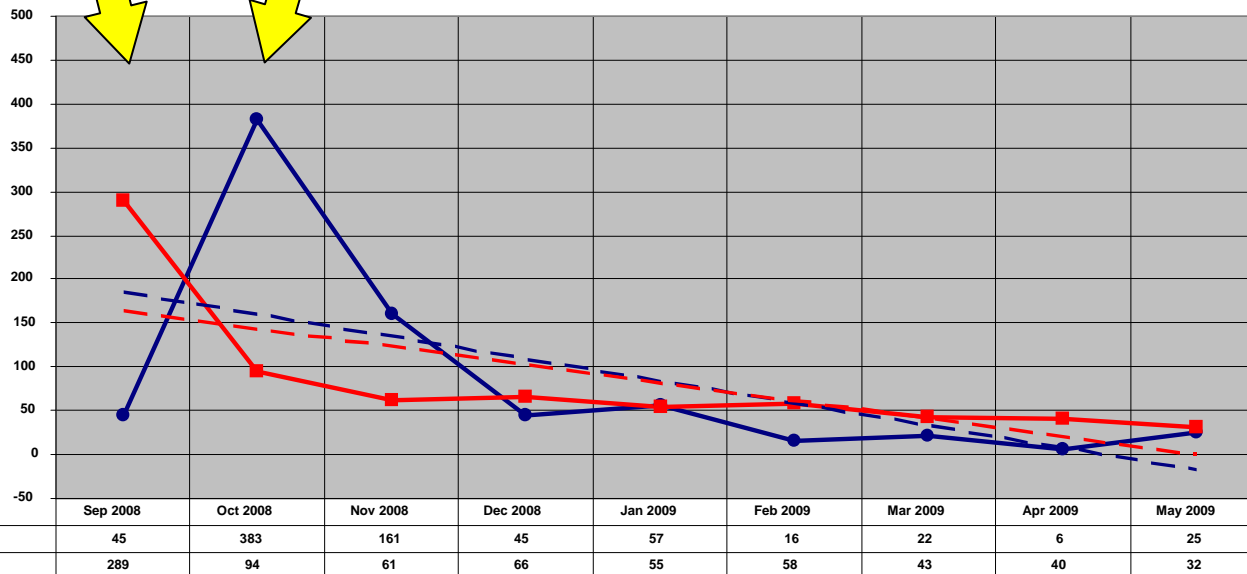
# Project Safe Students in Schools

## 2008/2009 Evaluation



Month identified      Month intervening

Summary Trends Based on October 2008 Intervention Log Sheet  
 SRO Intervention vs Student Offenses  
 139 Students



\*JSO Arrests, JSO Truancy, JSO Curfew Violations, DCPS Referrals (202 and above)



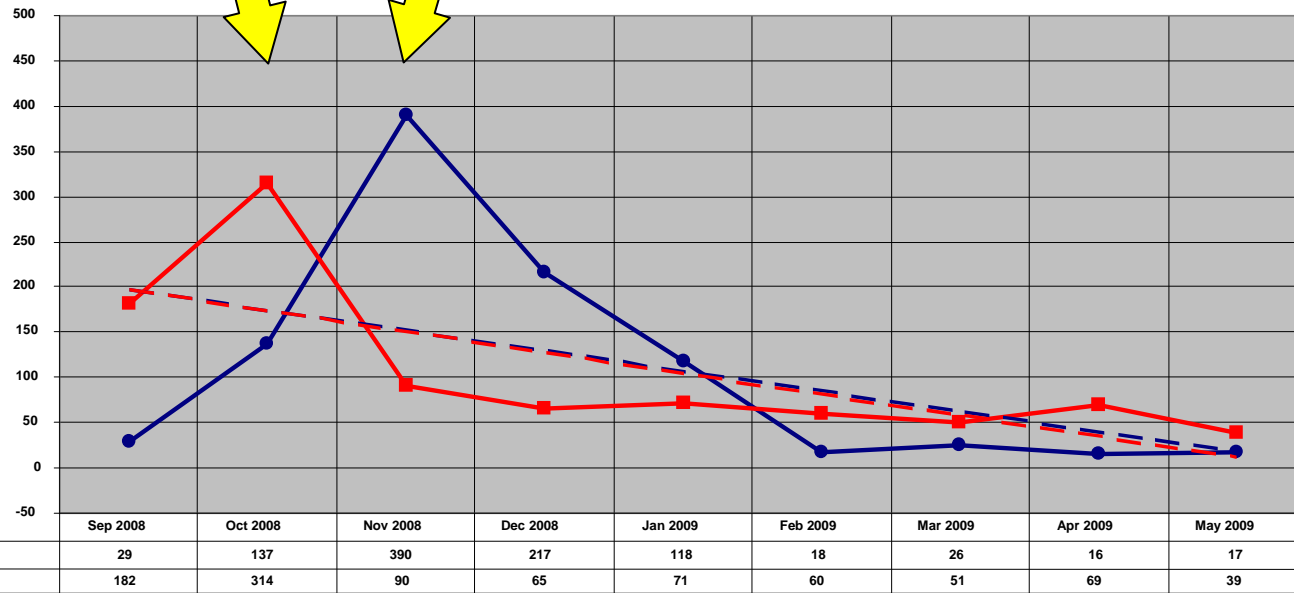
# Project Safe Students in Schools

## 2008/2009 Evaluation



Month identified      Month intervening

Summary Trends Based on November 2008 Intervention Log Sheet  
 SRO Intervention vs Student Offenses  
 169 Students



\*JSO Arrests, JSO Truancy, JSO Curfew Violations, DCPS Referrals (202 and above)

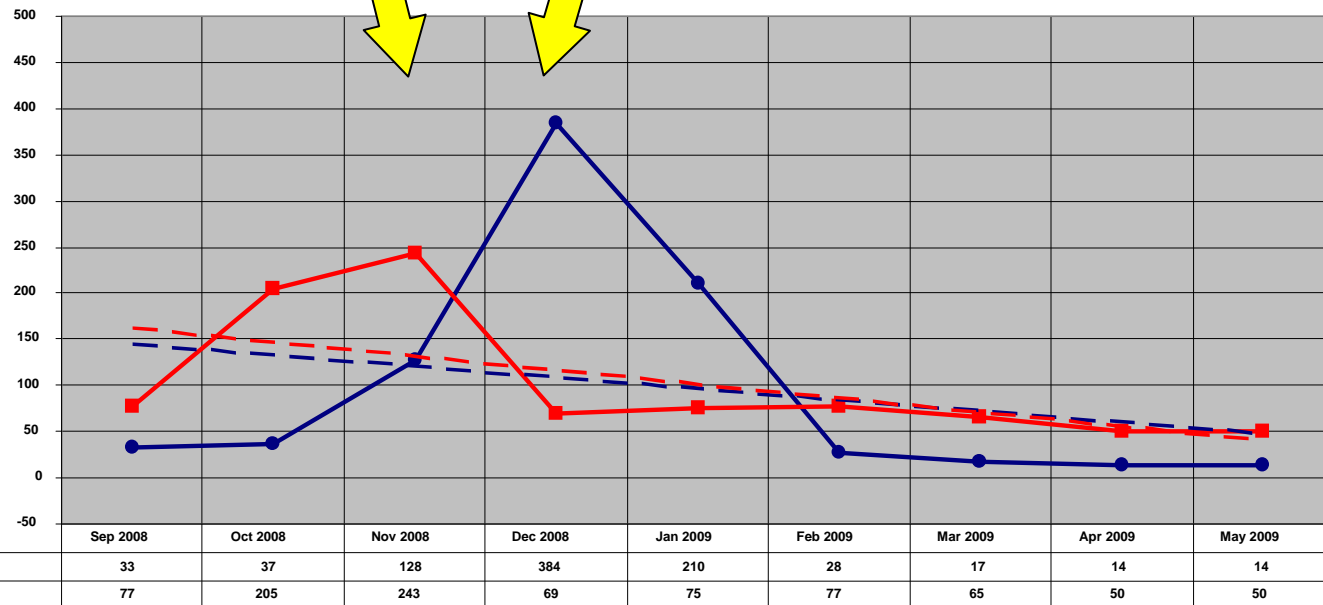


# Project Safe Students in Schools 2008/2009 Evaluation



Month identified      Month intervening

Summary Trends Based on December 2008 Intervention Log Sheet  
SRO Intervention vs Student Offenses  
173 Students



\*JSO Arrests, JSO Truancy, JSO Curfew Violations, DCPS Referrals (202 and above)



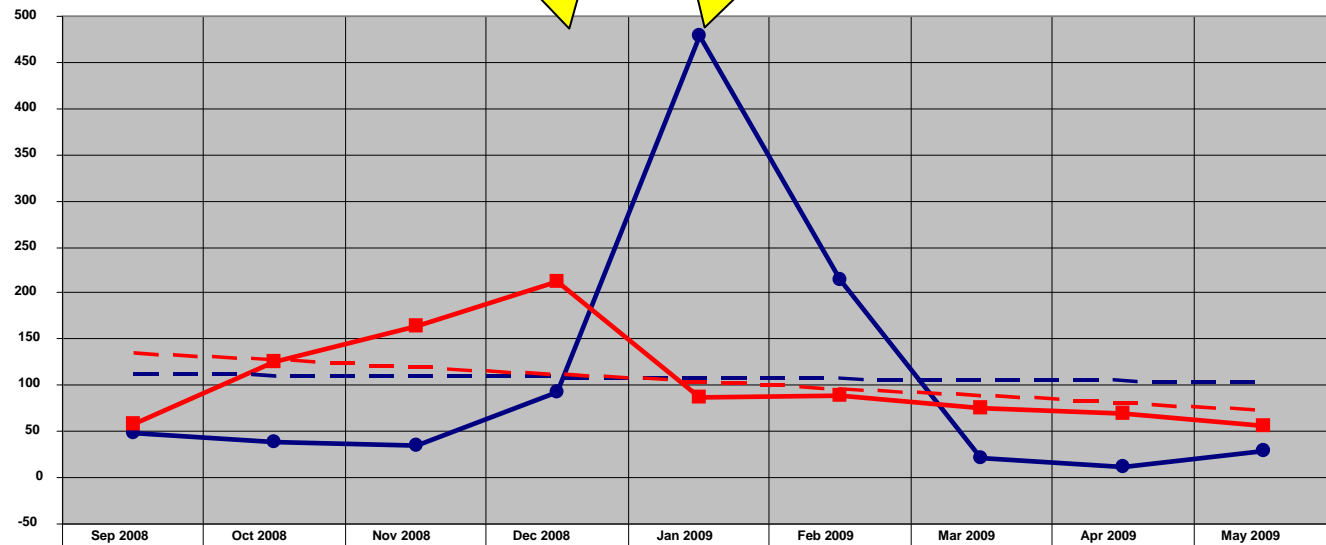
# Project Safe Students in Schools

## 2008/2009 Evaluation



Month identified      Month intervening

Summary Trends Based on January 2009 Intervention Log Sheet  
 SRO Intervention with Student Offenses  
 181 students



	Sep 2008	Oct 2008	Nov 2008	Dec 2008	Jan 2009	Feb 2009	Mar 2009	Apr 2009	May 2009
—●— SRO Contacts	48	38	35	93	478	214	21	12	30
—■— JSO/DCPS Offenses*	58	125	164	212	87	88	76	70	57

\*JSO Arrests, JSO Truancy, JSO Curfew Violations, DCPS Referrals (202 and above)



# Project Safe Students in Schools 2008/2009 Evaluation



## The evaluation results (cont.)...

- The average number of SRO contacts per month was 336 per month.
- An average of 44 students per month were referred to services provided by other agencies.
- An average of 40 students were referred to Mentoring Services.



# Project Safe Students in Schools 2008/2009 Evaluation



## The evaluation results (cont.)...

- An average of 22 students were referred for Parent Guidance and Education.
- An average of 5 schools had no students meeting participation criteria per month.



# Project Safe Students in Schools 2008/2009 Evaluation



## Reduction in SRO arrests (2007/2008 vs 2008/2009)...

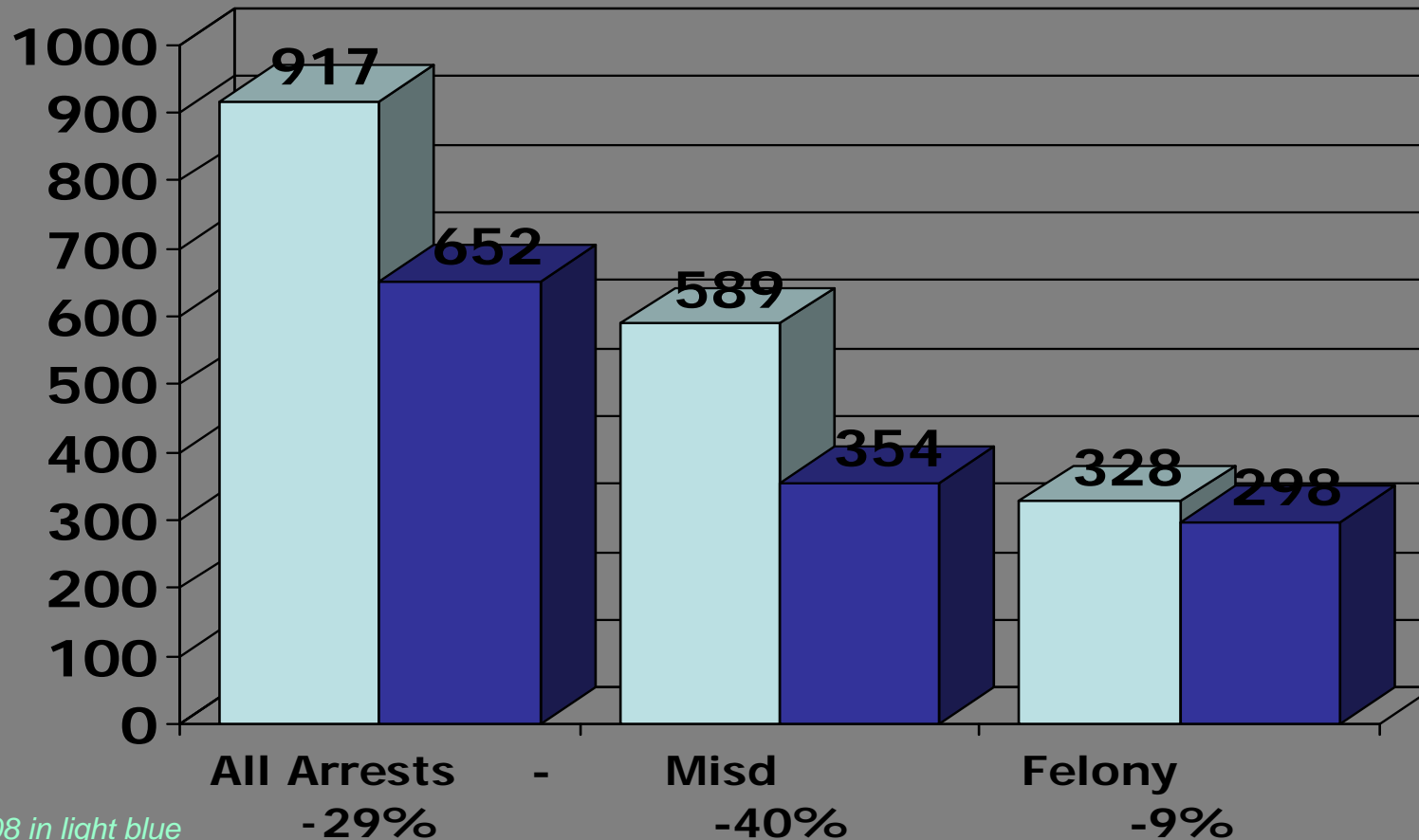
- 29% less arrests being required of SROs.
- Clear indications of increased safety in schools.
- SROs activity became more pro-active and less enforcement-based.



# Project Safe Students in Schools 2008/2009 Evaluation



Reduction in SRO arrests (2007/2008 vs 2008/2009)...



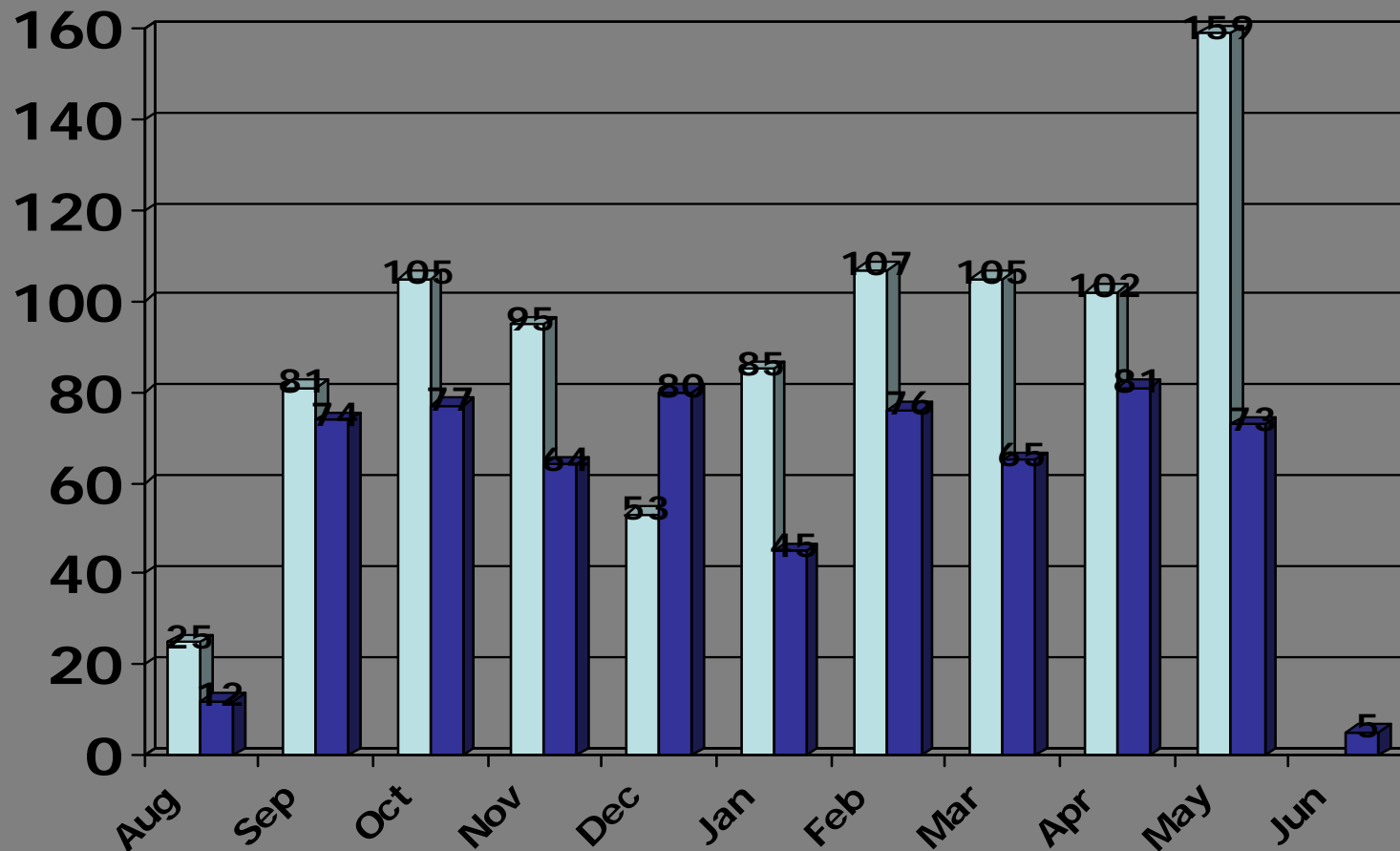
2007/2008 in light blue  
2008/2009 in dark blue



# Project Safe Students in Schools 2008/2009 Evaluation



Reduction in SRO arrests (2007/2008 vs 2008/2009)...



All Arrests by Month

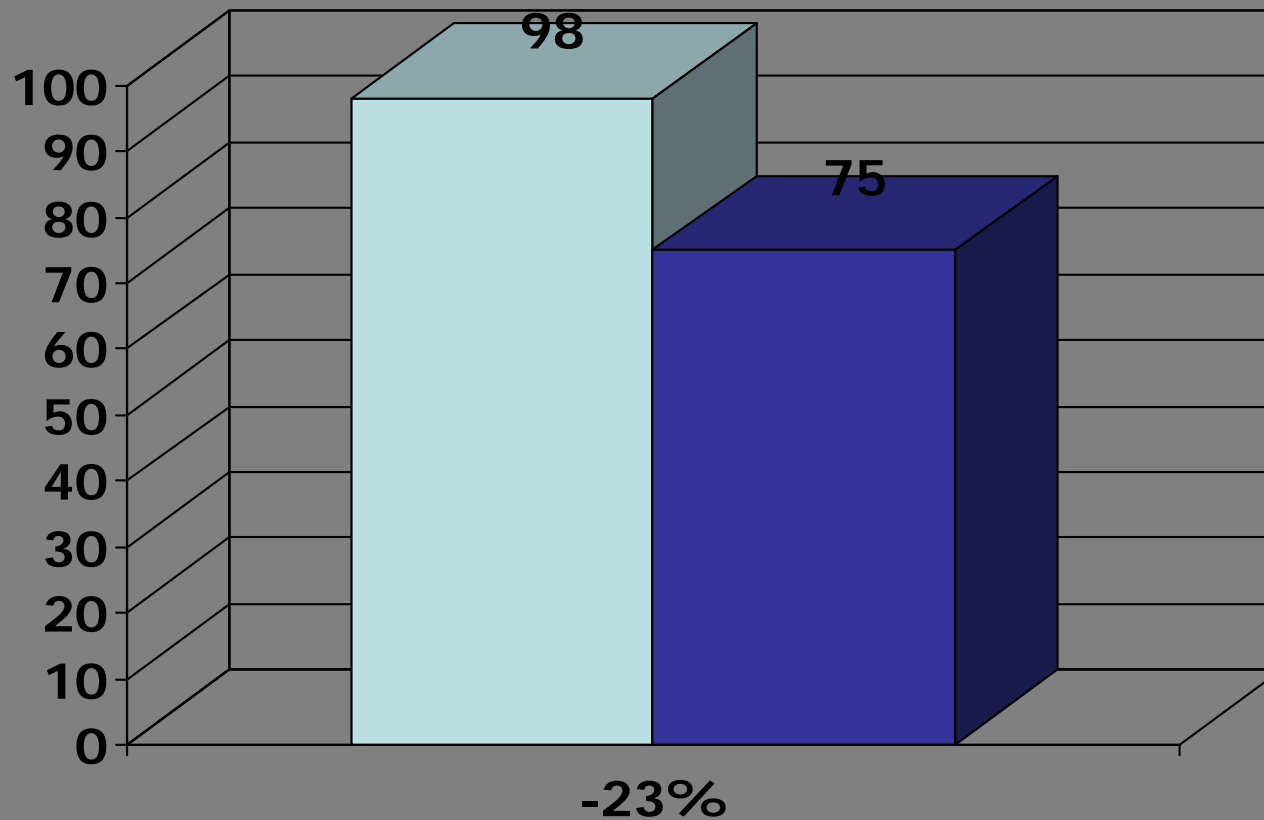
2007/2008 in light blue  
2008/2009 in dark blue



# Project Safe Students in Schools 2008/2009 Evaluation



Reduction in SRO arrests (2007/2008 vs 2008/2009)...



Battery on School Employee Arrests

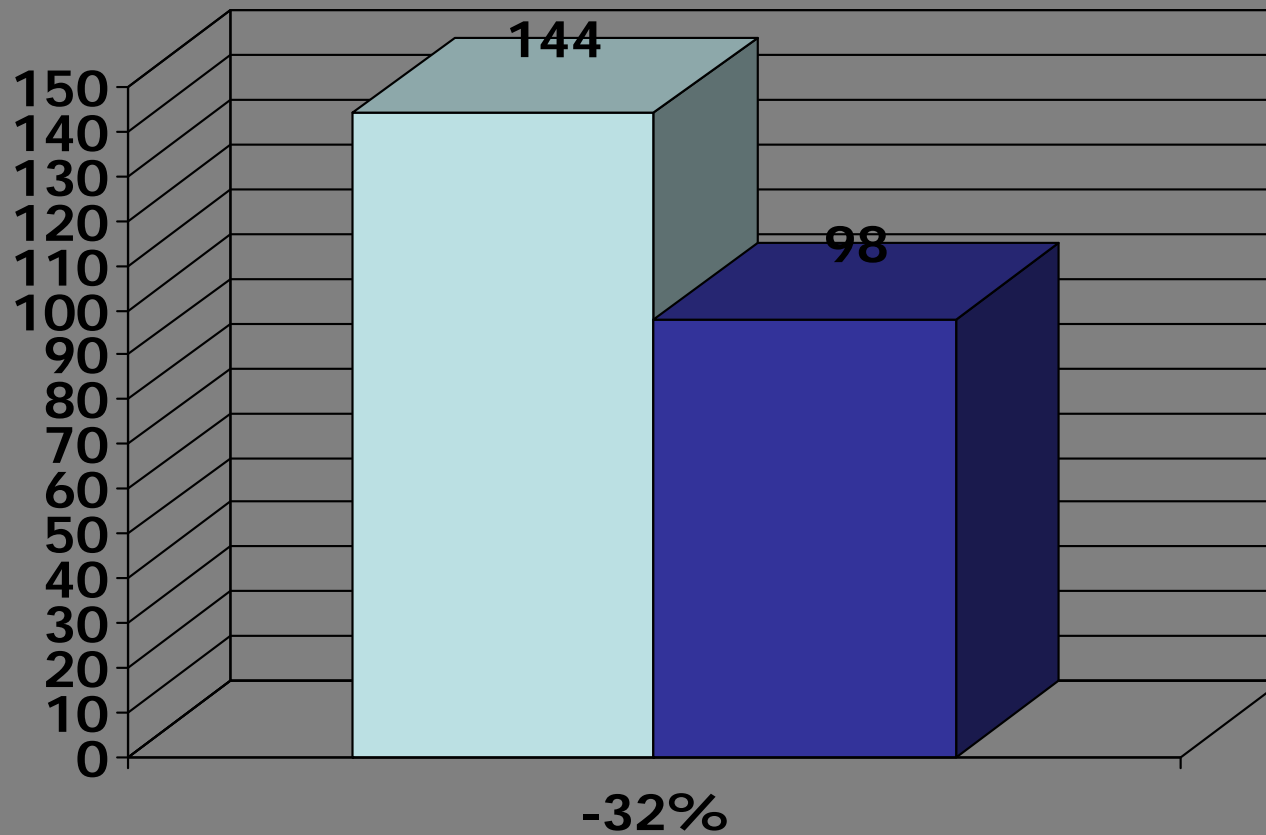
2007/2008 in light blue  
2008/2009 in dark blue



# Project Safe Students in Schools 2008/2009 Evaluation



Reduction in SRO arrests (2007/2008 vs 2008/2009)...



2007/2008 in light blue  
2008/2009 in dark blue

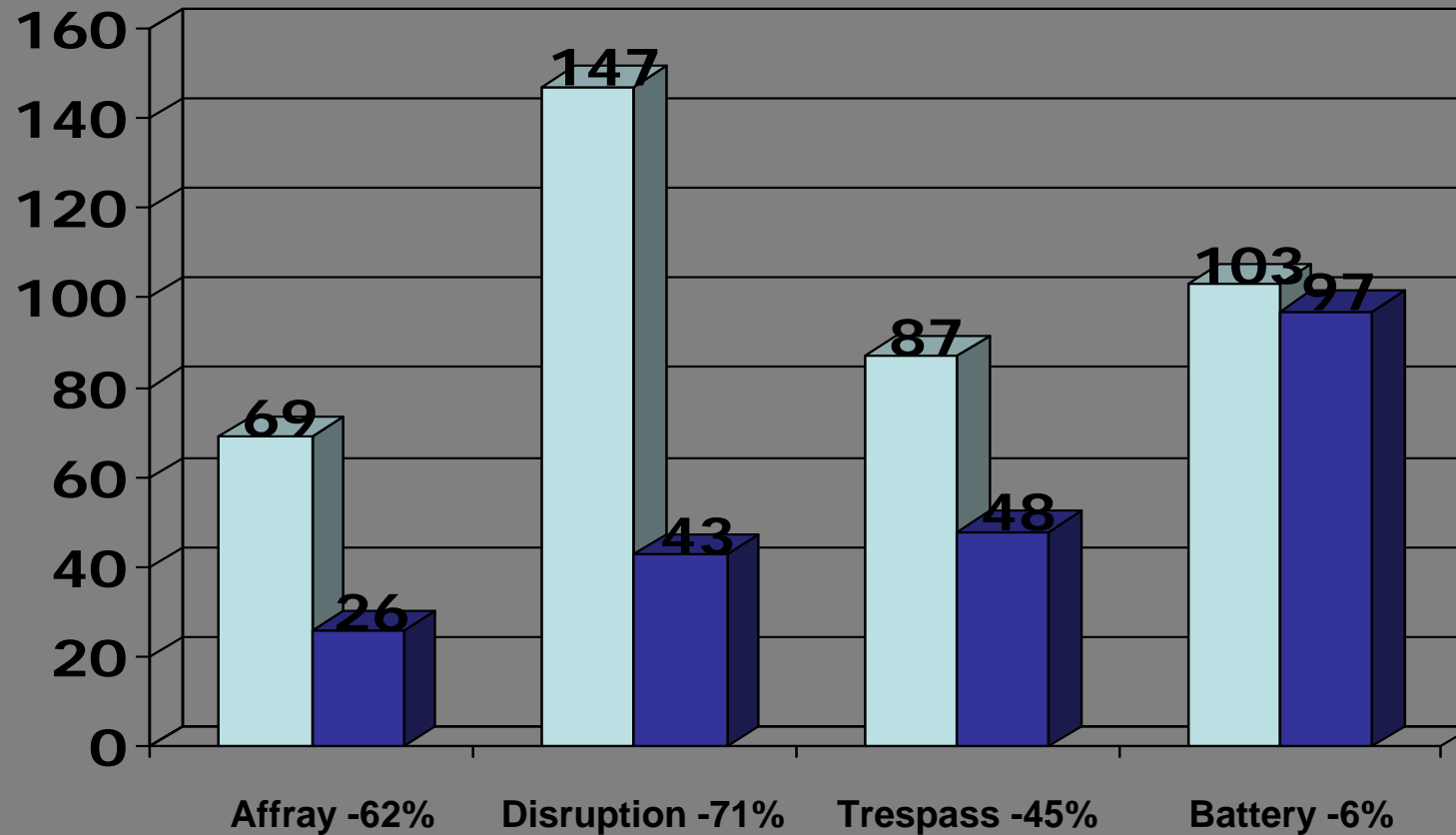
Drug Arrests



# Project Safe Students in Schools 2008/2009 Evaluation



Reduction in SRO arrests (2007/2008 vs 2008/2009)...



Key Misdemeanor Arrests

2007/2008 in light blue  
2008/2009 in dark blue



# Project Safe Students in Schools 2008/2009 Evaluation



## Success Story 1

“My success story revolves around an incoming 9th grader, who was coincidentally an opportunity scholar from a failing school. This student was arrested for shoplifting just prior to the beginning of the school year, making her my first Safe Student participant. At my first meeting with this student, she revealed to me that her reason for shoplifting was to acquire some nice school clothes, so she could, in her mind, better fit in at the school. After learning of this student’s situation, I made contact with the school guidance counselor. The counselor was able to provide contact information for an organization called Dignity You Wear, which provides clothing for people in need. As a result of the referral to Dignity You Wear, this student was able to recognize there were other options, besides shoplifting, to meet her needs. She also found there were people who cared about her. In the end this student was able to find greater self esteem as a result of participating in the Project Safe Students in Schools program.”



# Project Safe Students in Schools 2008/2009 Evaluation



## Success Story 2

“My Project Safe School’s success story is about a student who was retained the previous year because of his failure to attend school and his lack of classroom interest. When he did come to school he skipped class and loitered around campus all day. Security and I often chased this student. I had several conferences with the parent who advised he was out of control at home also. She stated he would leave the house at night and on occasion he would not come home. Upon receiving him as a Project Safe School participant, I had a conference with his mother who welcomed the assistance. I then had a conference with him about the program and my expectations. We met several times a week for tutoring and lunch (when he did well). I followed up with his teachers and frequently visited his classes. This student made a commendable change. He attended school everyday. He completed all his work, so much so, that he made the A/B Honor Roll two nine weeks in row. He was voted the recipient of the school’s Most Improved Student Award for the school year. The parent shared with me the changes he made at home. She stated he was being respectful to her and helping more with his siblings.”



# Project Safe Students in Schools 2008/2009 Evaluation



## Recommendations for 2009/2010

1. Include lower level student code of conduct violations
2. Allow for flexibility in adjusting weights and time frames used in offense criteria
3. Expand the number of enrolled students from 5 to 10 per school
4. Move Forward on the notification of SRO/School officials regarding overnight arrests
5. Move forward on the notification of SRO/School officials regarding students with active arrest warrants



# Project Safe Students in Schools 2008/2009 Evaluation



## Questions?