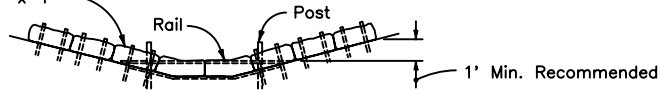


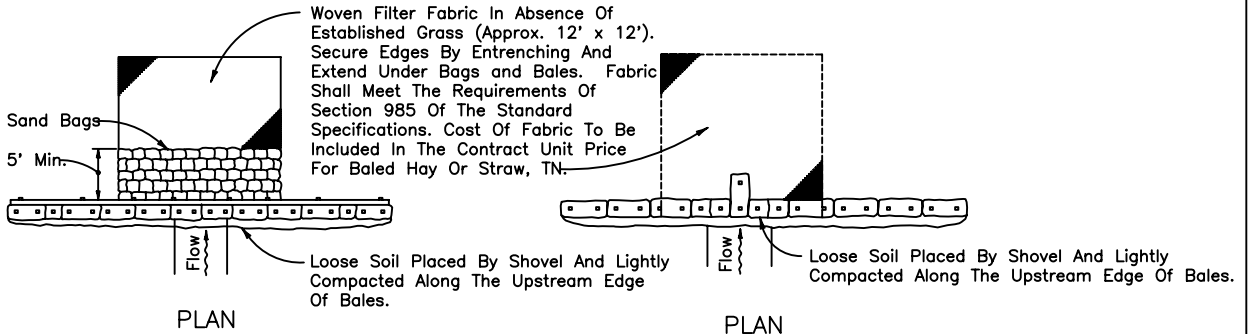
Anchor Bales With 2 - 2" x 2" x 4' Stakes Per Bale.



ELEVATION

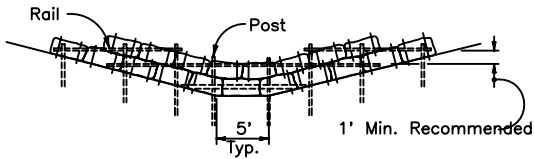
Spacing: Bale barriers for paved ditches should be spaced in accordance with Chart I, Sheet 1 of 3, Index No. 102

BARRIER FOR PAVED DITCH



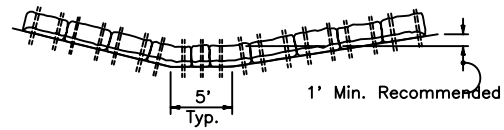
PLAN

PLAN



Anchor Lower Bales With 2 - 2" x 2" x 4' Stakes Per Bale.  
Anchor Top Bales To Lower Bales With 2 - 2" x 2" x 4' Stakes Per Bale.

ELEVATION



Anchor Bales With 2 - 2" x 2" x 4' Stakes Per Bale

ELEVATION

Application and Spacing: The use of Types I & II bale barriers should be limited to the conditions outlined in Chart I, Sheet 1 of 3, Index No. 102 (F.D.O.T.)

TYPE II

TYPE I

BARRIER FOR UNPAVED DITCHES

HAY BALE BARRIERS  
TYPE I & II

CITY OF  
JACKSONVILLE  
STANDARD

N.T.S.

PLATE D-912

DATE DRAWN 08/09/93

REVISED DATE 5-12-94