

# Police Involved Shootings

---

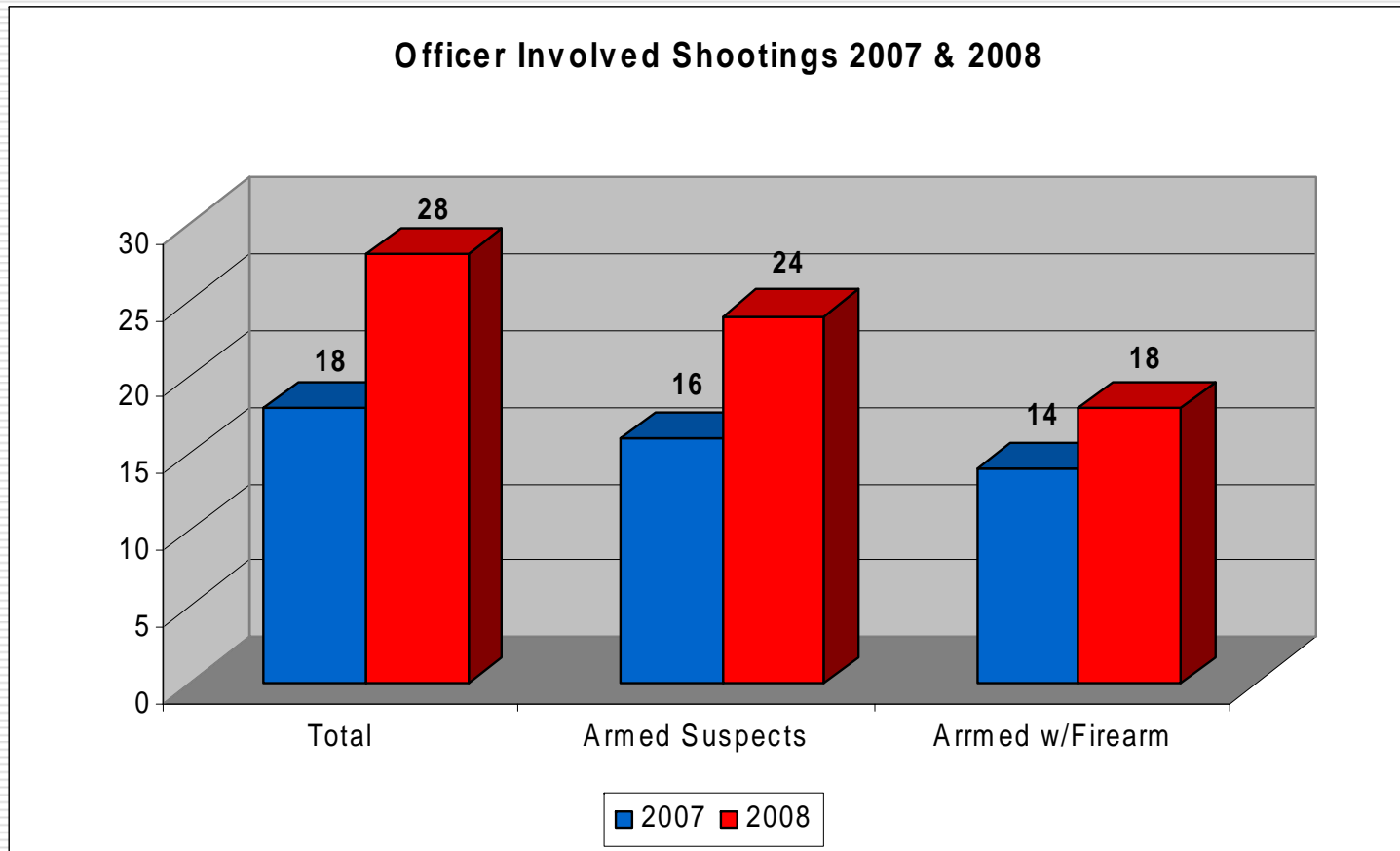
Response to Resistance and the Rise of Gun  
Violence in Jacksonville

Sheriff John H. Rutherford

January 2009

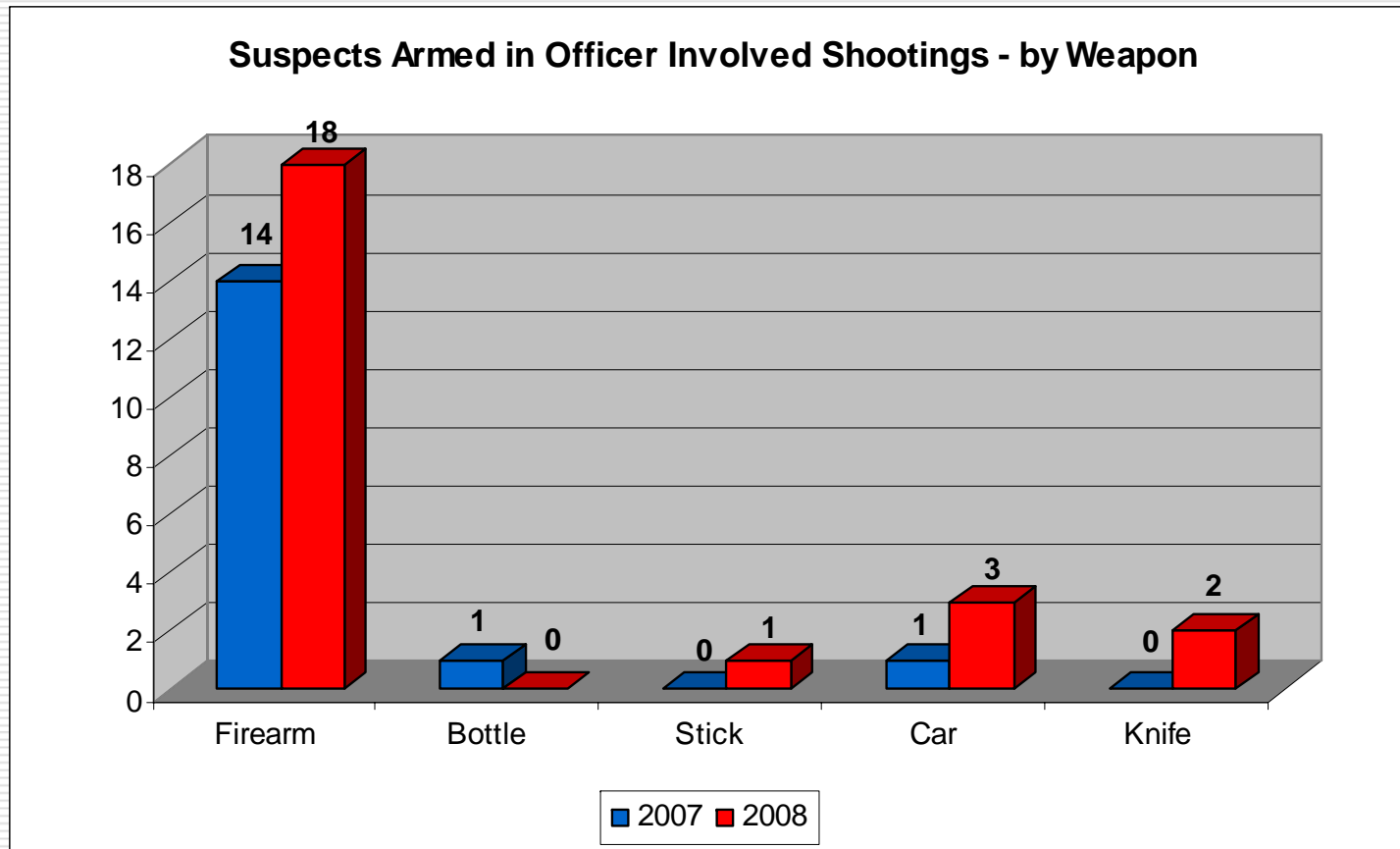
# 2007 & 2008 Officer Involved Shooting Incidents

---



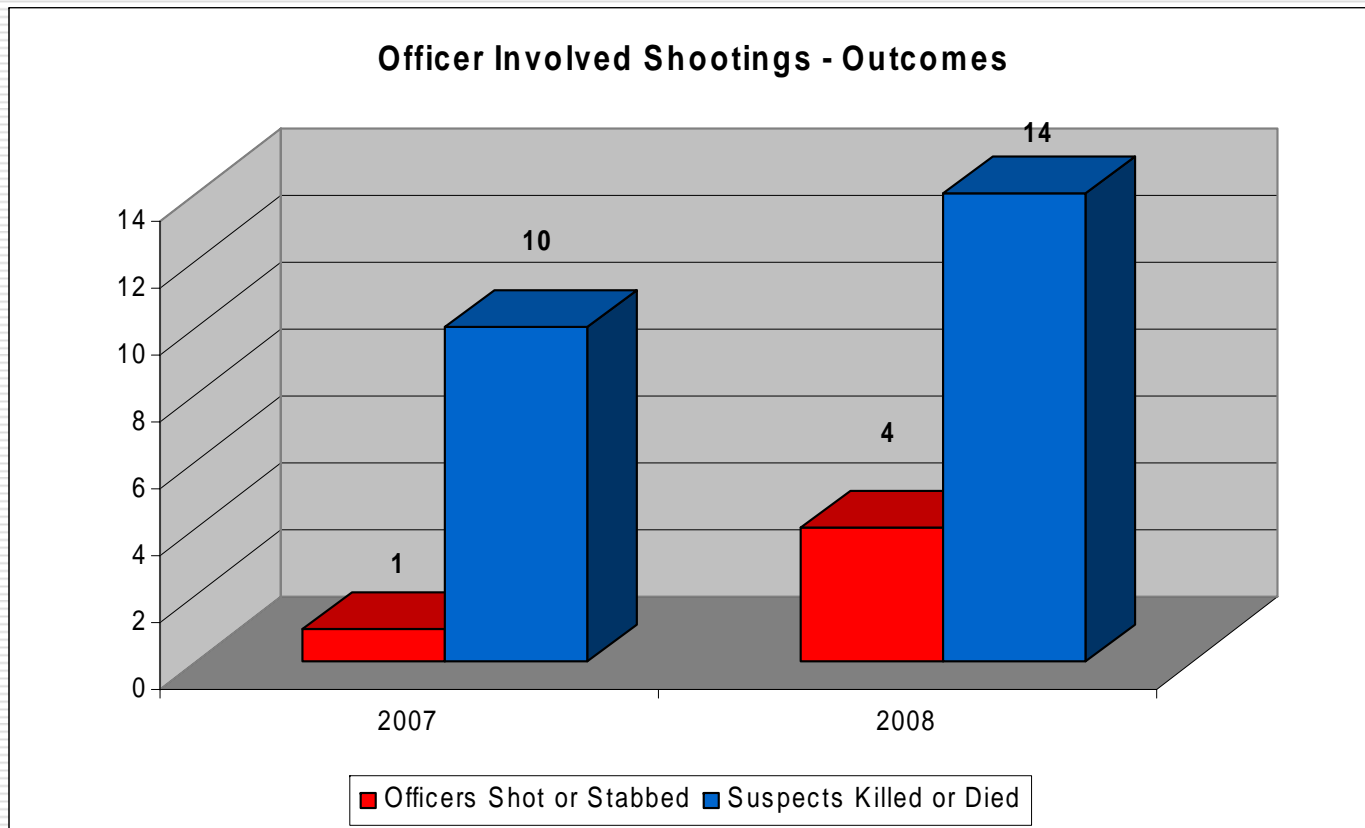
# 2007 & 2008 Officer Involved Shooting Incidents

---



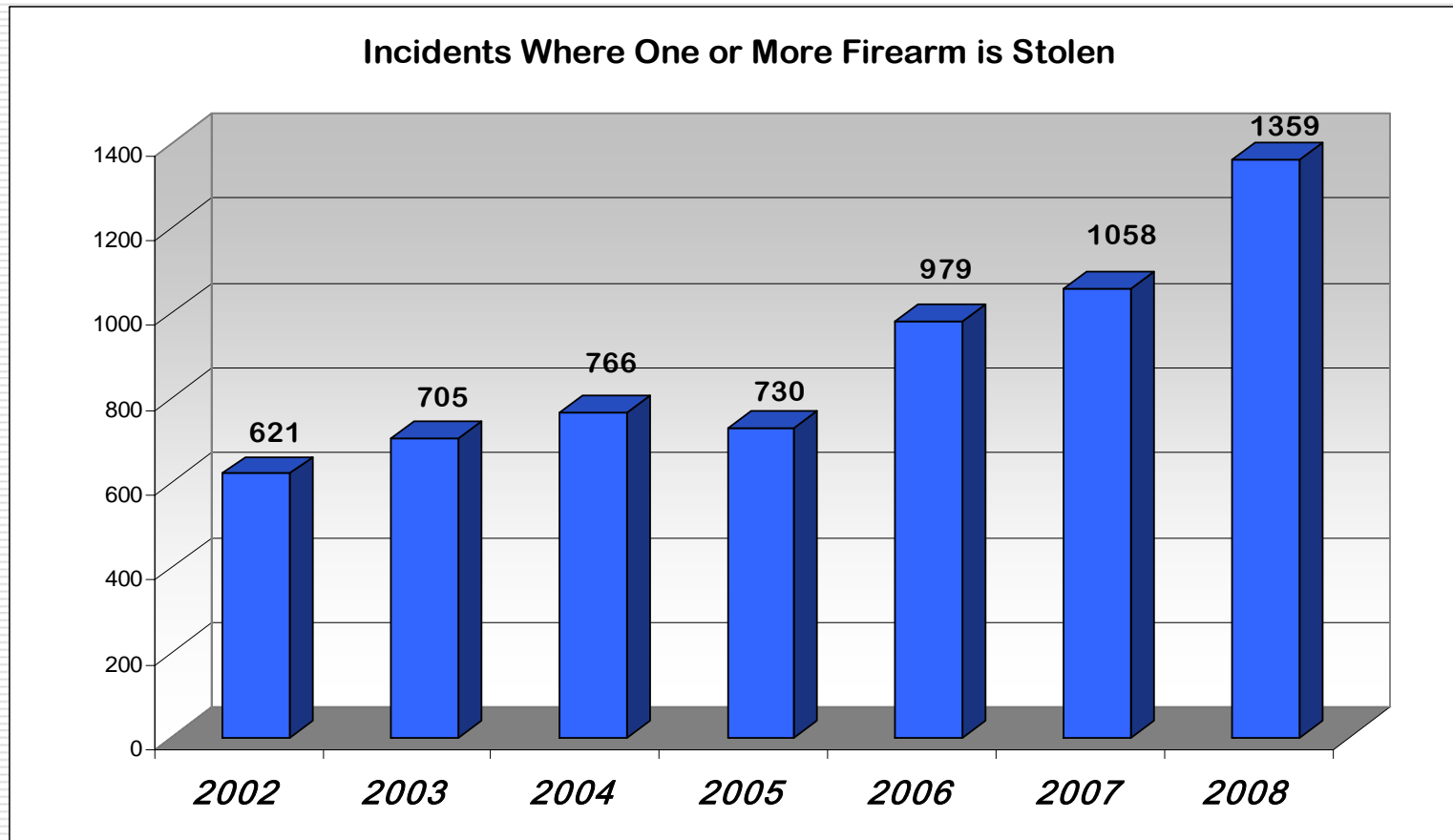
# 2007 & 2008 Officer Involved Shooting Incidents

---



# Incidents Where One or More Firearm is Stolen

---

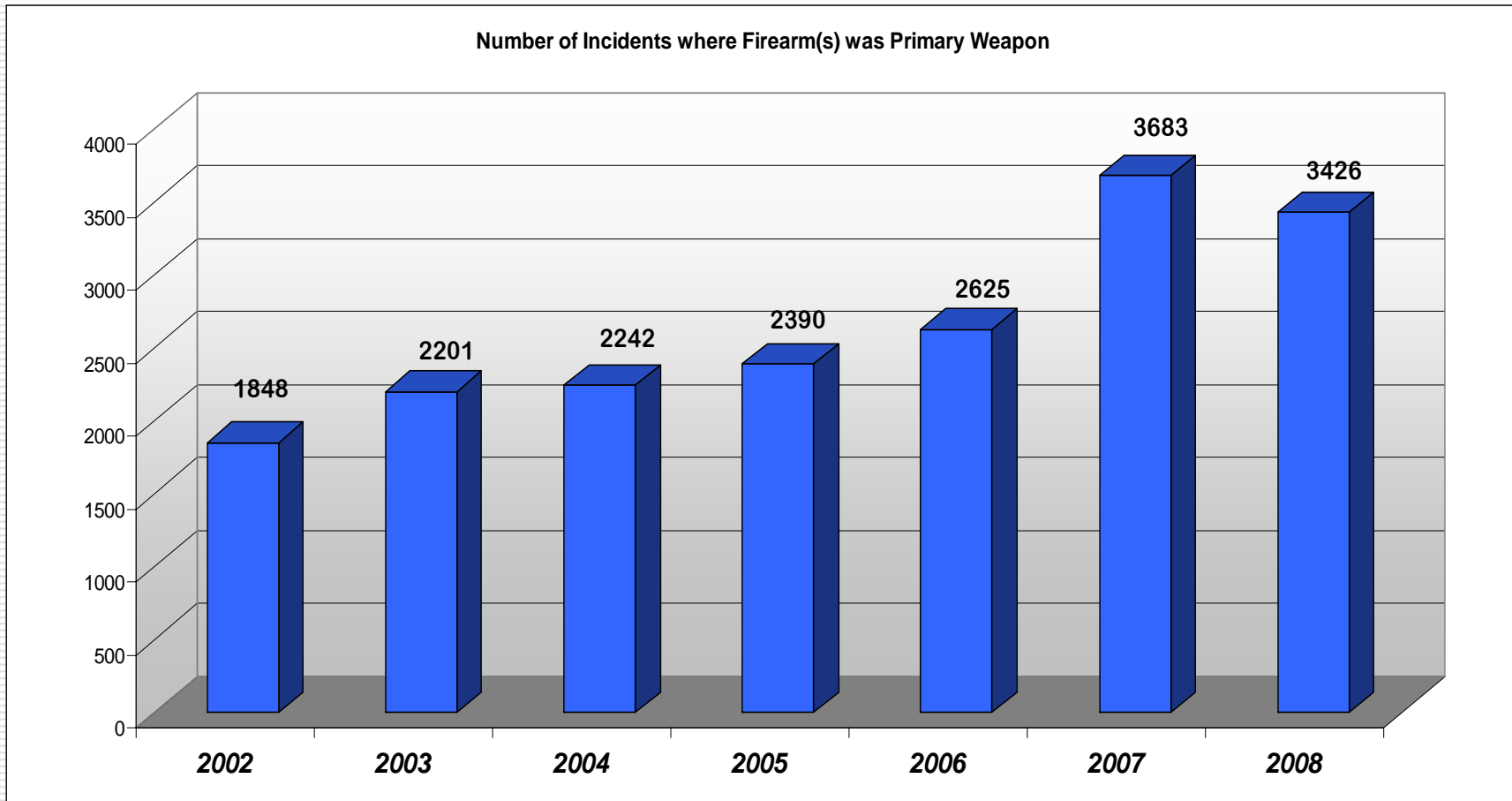


# Firearm Thefts Increasing

---

- ❑ In 2002, firearms were stolen in 621 crime incidents.
- ❑ By 2008, firearms were stolen in 1,359 incidents – a 119% increase in six years.
- ❑ The number of firearms stolen per incident has remained steady (appx. 1.3 firearms)
- ❑ These numbers represent the *reported firearm thefts* to law enforcement. Theft of illegal guns are rarely reported.

# FIREARMS USED AS A WEAPON – All Crimes



# Suspects Use Firearms At Alarming Rate of Increase

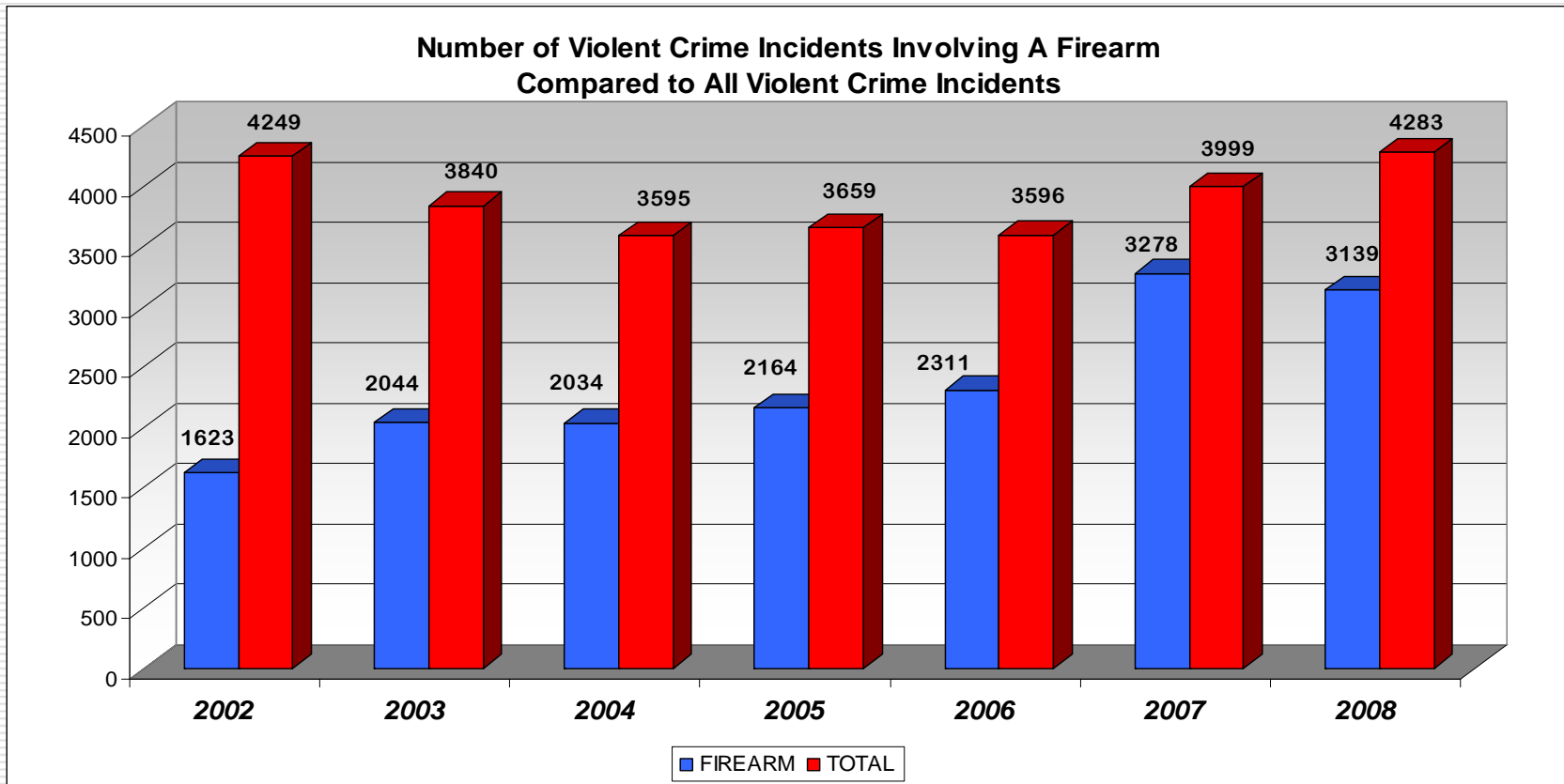
---

- ❑ In 2002 firearms were the primary weapon in the commission of 1,848 incidents.
- ❑ Last year, in 2008, firearms were the primary weapon in the commission of 3,426 reported incidents.
- ❑ This represents a 85% of increase in the use of firearms in the commission of a crime.



# VIOLENT CRIMES vs FIREARMS USED IN VIOLENT CRIMES

---



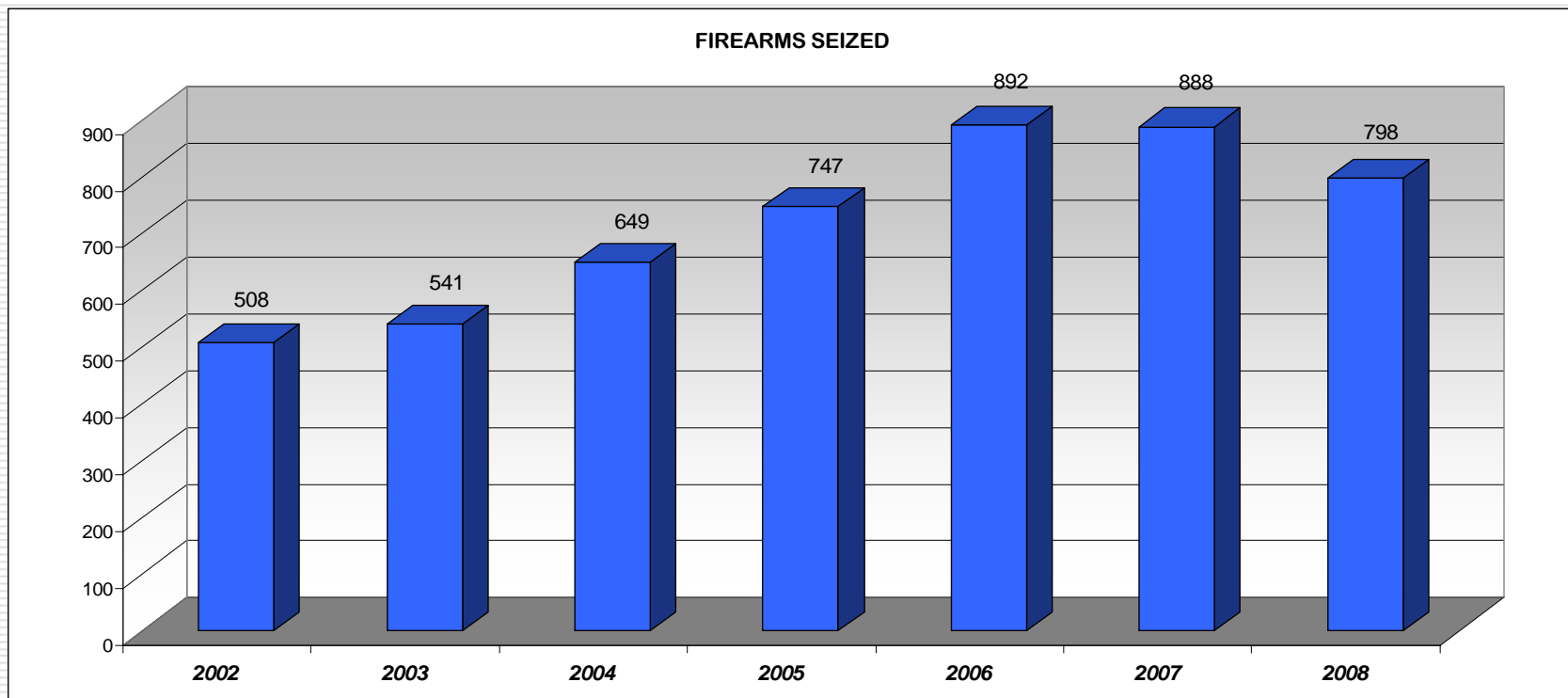
## Suspects Use Firearms At Alarming Rate of Increase

---

- ❑ In 2002 – 38% (1,623 of 4,249) of incidents of violent crime involved a firearm as the primary weapon.
- ❑ Last year, 2008, – 73% (3,139 of 4,283) of incidents of violent crime involved a firearm as the primary weapon.
- ❑ This represents an overall 93% increase in the use of firearms in the commission of a violent crime from 2002 - 2008.
- ❑ However, the total number of violent crime incidents increased overall only 0.8% from 2002 – 2008. Only 34 more violent crimes, but 1,516 more incidents of violent crime involving guns.

# Targeted Enforcement Nets More Seizures of Illegal Firearms\*

---



\*Includes all firearms seized. Includes Gun Bounty – does not include gun buybacks.

# Firearm Seizures and Targeted Enforcement

---

- ❑ In 2002, JSO confiscated 508 firearms. This includes any firearm that is obtained by an officer in the course of law enforcement activities.\*
- ❑ In 2008, JSO officers took 798 firearms off of Jacksonville's streets during enforcement activities.\*\*
- ❑ This represents a 57% rate of change in seven years.
- ❑ Handguns continue to represent about 70% of these – other weapon types have increased, including assault-style weapons, at a relative rate.

---

\* Includes calls for service; arrest; traffic stops; investigations; etc.

\*\* Includes Gun Bounty – not any gun buybacks (abandoned) or found property.

# Targeted Enforcement – “Getting the Guns”

---

- ❑ 2003 marks the start of enhanced Crime Analysis – mapping and data analysis available to Patrol and Detectives
- ❑ Operation Showdown begins in 2003. Targets guns, drugs and prostitution in specific geographical areas of town.
- ❑ After “Active” Showdown enforcement phase, Officers work “Maintenance” to sustain neighborhood improvements address new issues quickly.

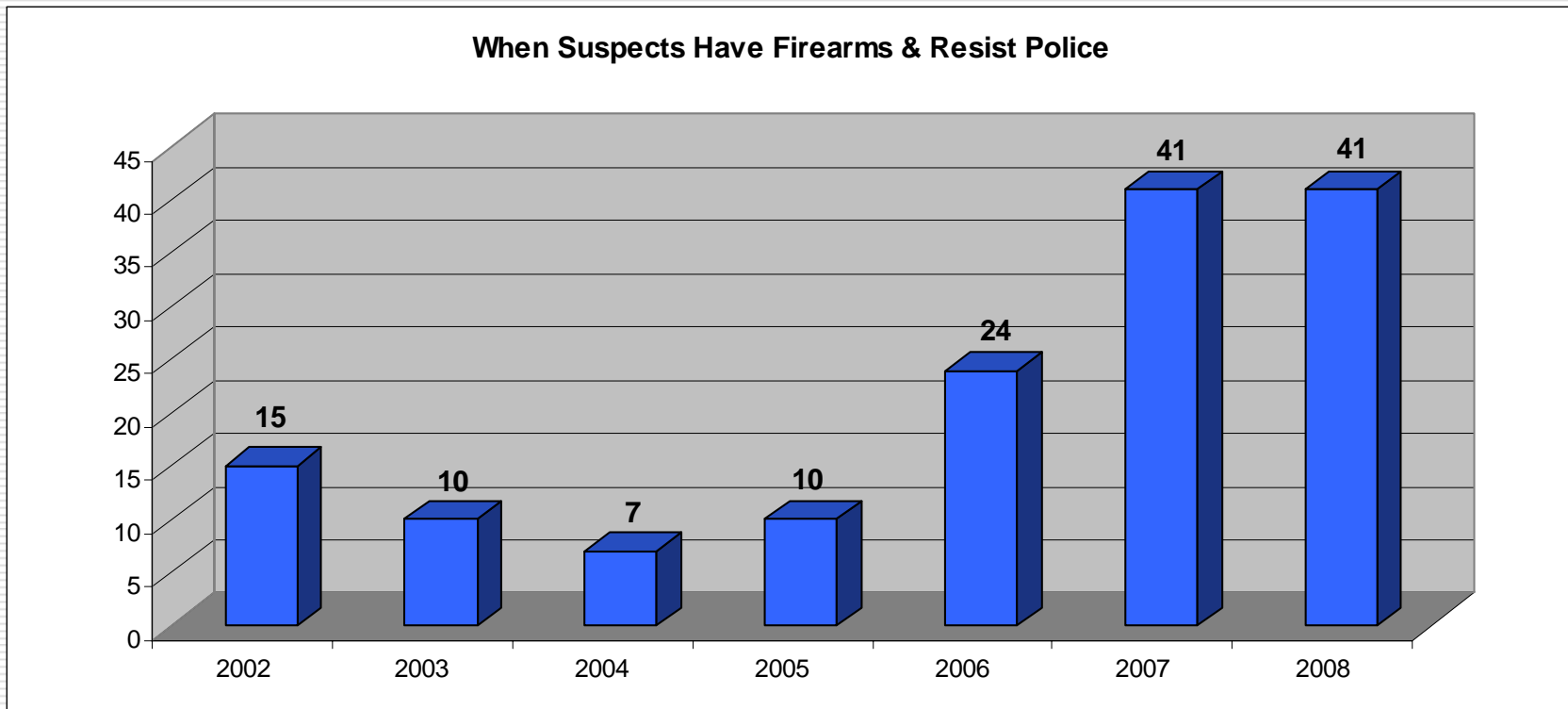
# More Tactics to “Get the Guns”

---

- ❑ 2006 - Operation Safe Streets begins covertly. Targets illegal guns, the criminals who use them, and the geographic “hot spots” where they are prevalent.
- ❑ Overtime \$\$ puts additional Officers **“in the breach”** in high violence neighborhoods.
- ❑ 2007 – Gun Bounty program has 1 yr anniversary (Aug.) – with more than 739 anonymous tips. 117 guns recovered – 104 arrests. Public assistance working with the police increases dramatically. (Tips, ShAdCo)
- ❑ 2008 – Overtime continues (Oct 08-current) with increased Patrol efforts focused on guns/gun crimes.

# When Suspects Have Firearms & Resist Police

---



---

\* Response to Resistance reports are **not written** for arrests of armed suspects that comply. 15

# Resistance With Firearms Increases

---

- ❑ In 2002 there were 15 incidents where guns were present and the suspect(s) violently resisted police.\*
- ❑ In 2008, there were 41 incidents where guns were present and the suspect(s) violently resisted police.\* **This represents a 173% increase.**
- ❑ During this same seven year period, overall reported responses to resistance have increased by less than half that rate. (79% - 299 vs 536)\*\*

\* - With or without using the weapon (RTR Report written)

\*\* -Does not include corrections



# We've Been Going Where the Guns Are

---

- ❑ JSO efforts have focused on gun crimes and the geographic areas highly affected by gun crimes.
- ❑ This fact, combined with the increased *use of guns* by suspects, puts **JSO Officers “in the breach” where they are more likely to be engaged by armed suspects.**

---

“Our officers have gone into the community and engaged law abiding citizens, creating partnerships. We currently have citizens working with us in numbers never seen before, giving us tips and asking us to come into their neighborhoods to remove the criminal element and improve their quality of life. That is Community Policing.

Comparisons of Jacksonville’s police involved shootings to those in other cities have been grossly misleading, but that’s not the issue. The issues are the gratuitous nature of street violence, the raw number of firearms on the street, and the propensity of criminals to use them against the public and the police. Other compounding factors include socioeconomics, per capita population, officer to population ratios, and demographics.

These are not just numbers. We are talking about lives. But, what is happening in other cities has no bearing on what my officers are experiencing when they stand in the breach between the gun toting criminals and an unarmed Jacksonville citizen. At the moment they are making that split second decision to use lethal force in defense of themselves or the public, these officers are not concerned about what is happening in Miami or Orlando or Tampa. That is of no interest to my officers, nor should it be. They are responding to the violent resistance they are encountering. Last year, three JSO officers were shot and one stabbed.

We have some of the best trained, most highly skilled police officers in this country. This is reflected in the fact that although there were more than 3500 violent felony\* arrests in 2008, fewer than 1% resulted in police involved shootings.

Furthermore, we have the most transparent, professional, fact finding criminal and administrative review processes for police involved shootings. Processes that are led by experts, not emotion.

I believe the community expects accountability. I am accountable for the final determination of wrong doing in all police actions. I will not compromise the integrity of our processes, nor will I abdicate my responsibility to lead this Agency.”

John H. Rutherford  
Sheriff, Duval County

---

\*Murder, rape, robbery, aggravated battery, aggravated assault and arson.

Visit [COJ.NET/SHERIFF](http://COJ.NET/SHERIFF) to:

---

- ❑ Learn more about this and other important issues – With our complete & accurate “News” & “Reports”
- ❑ To view JSO press conferences, *in their entirety...live...online*
- ❑ To join a ShAdCo; Leave a Tip or Make a Suggestion