

**EQUAL EMPLOYMENT OPPORTUNITY COMMISSION
STATE AND LOCAL GOVERNMENT INFORMATION (EEO4)**

**APPROVED
BY
OMB
30460008**

EXCLUDE SCHOOL SYSTEMS AND EDUCATIONAL INSTITUTIONS
(Read attached instructions prior to completing this form)

EXPIRES
12/31/2005

DO NOT ALTER INFORMATION PRINTED IN THIS BOX

CONTROL NUMBER : 12301790
Survey Year : 15

MAIL COMPLETED
FORM TO:
EEO-4 Reporting Center
PO Box 8127
Reston VA 20195

A. TYPE OF GOVERNMENT (Check one box only)

- | | | | | |
|---|------------------------------------|----------------------------------|---|--|
| <input type="checkbox"/> 1. State | <input type="checkbox"/> 2. County | <input type="checkbox"/> 3. City | <input checked="" type="checkbox"/> 4. Township | <input type="checkbox"/> 5. Special District |
| <input type="checkbox"/> 6. Other (Specify) | | | | |

B. IDENTIFICATION

1. NAME OF POLITICAL JURISDICTION (If same as label, skip to Item C)

JACKSONVILLE CITY OF

2. Address Number and Street	CITY/TOWN	COUNTY	STATE/ZIP	EEOC USE ONLY
117 W DUVAL ST	JACKSONVILLE	DUVAL	FL-32202	A B

C. FUNCTION

(Check one box to indicate the function(s) for which this form is being submitted. Data should be reported for all departments and agencies in your government covered by the function(s) indicated. If you cannot supply the data for every agency within the function(s) attach a list showing name and address of agencies whose data are not included.)

<input type="checkbox"/>	SUMMARY FUNCTION	
<input checked="" type="checkbox"/>	1. Financial Administration. Tax billing and collection, budgeting, purchasing, central accounting and similar financial administration carried on by a treasurer's, auditor's or comptroller's office and GENERAL CONTROL. Duties usually performed by boards of supervisors or commissioners, central administration offices and agencies, central personnel or planning agencies, all judicial offices and employees (judges, magistrates, bailiffs, etc.)	<input type="checkbox"/> 8. HEALTH. Provision of public health services, outpatient clinics, visiting nurses, food and sanitary inspections, mental health, alcohol rehabilitation service, etc. <input checked="" type="checkbox"/> 9. HOUSING. Code enforcement, low rent public housing, fair housing ordinance enforcement, housing for elderly, housing rehabilitation, rent control.
<input checked="" type="checkbox"/>	2. STREETS AND HIGHWAYS. Maintenance, repair, construction and administration of streets, alleys, sidewalks, roads, highways and bridges.	<input checked="" type="checkbox"/> 10. COMMUNITY DEVELOPMENT. Planning, zoning, land development, open space, beautification, preservation.
<input type="checkbox"/>	3. PUBLIC WELFARE. Maintenance of homes and other institutions for the needy administration of public assistance. (Hospitals and sanatoriums should be reported as item 7.)	<input checked="" type="checkbox"/> 11. CORRECTIONS. Jails, reformatories, detention homes, halfway houses, prisons, parole and probation activities
<input checked="" type="checkbox"/>	4. POLICE PROTECTION. Duties of a police department sheriff's, constable's, coroner's office, etc., including technical and clerical employees engaged in police activities.	<input type="checkbox"/> 12. UTILITIES AND TRANSPORTATION. Includes water supply, electric power, transit, gas, airports, water transportation and terminals.
<input checked="" type="checkbox"/>	5. FIRE PROTECTION. Duties of the uniformed fire force and clerical employees. (Report any forest fire protection activities as item 6.)	<input checked="" type="checkbox"/> 13. SANITATION AND SEWAGE. Street cleaning, garbage and refuse collection and disposal. Provision, maintenance and operation of sanitary and storm sewer systems and sewage disposal plants.
<input checked="" type="checkbox"/>	6. NATURAL RESOURCES. Agriculture, forestry, forest fire protection, irrigation drainage, flood control, etc., and PARKS AND RECREATION. Provision, maintenance and operation of parks, playgrounds, swimming pools, auditoriums, museums, marinas, zoos, etc.	<input type="checkbox"/> 14. EMPLOYMENT SECURITY STATE GOVERNMENTS ONLY
<input type="checkbox"/>	7. HOSPITALS AND SANATORIUMS. Operation and maintenance of institutions for inpatient medical care.	<input checked="" type="checkbox"/> 15. OTHER (Specify on Page Four)

D. EMPLOYMENT DATA AS OF JUNE 30

FUNCTION TYPE 1

1. FULL-TIME EMPLOYEES (Temporary employees are not included)

JOB CATEGORIES	ANNUAL SALARY (In thousands 000)	RACE/ETHNICITY														TOTALS (COLUMN S A-N)
		HISPANIC OR LATINO		NON-HISPANIC OR LATINO												
				MALE						FEMALE						
		MALE A	FEMALE B	WHITE C	BLACK OR AFRICAN AMERICAN D	ASIAN E	NATIVE HAWAIIAN OR OTHER PACIFIC ISLANDER F	AMERICAN INDIAN OR ALASKAN NATIVE G	TWO OR MORE RACES H	WHITE I	BLACK OR AFRICAN AMERICAN J	ASIAN K	NATIVE HAWAIIAN OR OTHER PACIFIC ISLANDER, L	AMERICAN INDIAN OR ALASKAN NATIVE M	TWO OR MORE RACES N	
Officials and Administrators	1. \$0.1-15.9	0	0	0	0	0	0	0	0	0	0	0	0	0	0	
	2. 16.0-19.9	0	0	0	0	0	0	0	0	0	0	0	0	0	0	
	3. 20.0-24.9	0	0	0	0	0	0	0	0	0	0	0	0	0	0	
	4. 25.0-32.9	0	0	2	0	0	0	0	0	1	1	0	0	0	0	
	5. 33.0-42.9	0	0	2	0	0	0	0	0	2	1	0	0	0	0	
	6. 43.0-54.9	0	0	9	1	0	0	0	0	12	4	1	0	0	0	
	7. 55.0-69.9	0	0	6	0	0	0	0	0	8	3	0	1	0	0	
	8. 70.0 Plus	2	1	26	2	0	0	0	0	19	4	0	0	0	0	
Professionals	9. \$0.1-15.9	0	0	0	0	0	0	0	0	0	0	0	0	0	0	
	10. 16.0-19.9	0	0	0	0	0	0	0	0	0	0	0	0	0	0	
	11. 20.0-24.9	0	0	0	0	0	0	0	0	0	0	0	0	0	0	
	12. 25.0-32.9	0	0	0	0	0	0	0	0	0	0	0	0	0	0	
	13. 33.0-42.9	2	1	13	3	2	0	0	0	11	9	1	0	0	0	
	14. 43.0-54.9	2	3	20	6	1	0	0	0	17	10	0	1	0	0	
	15. 55.0-69.9	0	1	9	1	1	0	0	0	9	6	1	0	0	0	
16. 70.0 Plus	0	2	27	1	0	1	0	0	21	7	0	0	0	0		
Technicians	17. \$0.1-15.9	0	0	0	0	0	0	0	0	0	0	0	0	0	0	
	18. 16.0-19.9	0	0	0	0	0	0	0	0	0	0	0	0	0	0	
	19. 20.0-24.9	0	0	0	0	0	0	0	0	0	0	0	0	0	0	
	20. 25.0-32.9	0	0	10	0	1	0	0	1	5	4	0	0	0	0	
	21. 33.0-42.9	0	0	4	0	1	0	0	0	5	1	0	0	0	0	
	22. 43.0-54.9	0	0	2	0	1	0	0	0	2	0	0	0	0	0	
	23. 55.0-69.9	0	0	0	0	0	0	0	0	0	0	0	0	0	0	
	24. 70.0 Plus	0	0	0	0	0	0	0	0	0	0	0	0	0	0	
Protective Service Workers	25. \$0.1-15.9	0	0	0	0	0	0	0	0	0	0	0	0	0	0	
	26. 16.0-19.9	0	0	0	0	0	0	0	0	0	0	0	0	0	0	
	27. 20.0-24.9	0	0	0	0	0	0	0	0	0	0	0	0	0	0	
	28. 25.0-32.9	0	0	0	0	0	0	0	0	0	0	0	0	0	0	
	29. 33.0-42.9	0	0	0	0	0	0	0	0	0	0	0	0	0	0	
	30. 43.0-54.9	0	0	0	0	0	0	0	0	0	0	0	0	0	0	
	31. 55.0-69.9	0	0	0	0	0	0	0	0	0	0	0	0	0	0	
	32. 70.0 Plus	0	0	0	0	0	0	0	0	0	0	0	0	0	0	
Paraprofessionals	33. \$0.1-15.9	0	0	0	0	0	0	0	0	0	0	0	0	0	0	
	34. 16.0-19.9	0	0	0	0	0	0	0	0	0	0	0	0	0	0	
	35. 20.0-24.9	0	0	0	0	0	0	0	0	0	0	0	0	0	0	
	36. 25.0-32.9	0	1	1	1	0	0	0	0	5	8	0	1	0	0	
	37. 33.0-42.9	0	2	7	1	0	0	0	0	21	15	0	1	0	0	
	38. 43.0-54.9	0	1	5	1	0	0	0	0	23	5	1	0	1	0	
	39. 55.0-69.9	0	0	0	0	0	0	0	0	2	0	0	0	0	0	
	40. 70.0 Plus	0	0	0	0	0	0	0	0	1	0	0	0	0	0	
Administrative Support	41. \$0.1-15.9	0	0	0	0	0	0	0	0	0	0	0	0	0	0	
	42. 16.0-19.9	0	0	0	1	0	0	0	0	9	0	1	0	0	1	
	43. 20.0-24.9	0	3	10	6	2	0	0	0	20	57	3	0	0	1	
	44. 25.0-32.9	3	7	27	17	2	0	0	0	127	137	8	0	0	0	
	45. 33.0-42.9	1	0	12	7	2	0	0	0	53	49	0	0	1	0	
	46. 43.0-54.9	0	0	1	1	0	0	0	0	16	9	0	0	0	0	
	47. 55.0-69.9	0	0	1	2	0	0	0	0	7	1	0	0	0	0	
	48. 70.0 Plus	0	0	3	0	0	0	0	0	1	0	0	0	0	0	

D. EMPLOYMENT DATA AS OF JUNE 30

FUNCTION TYPE 1

1. FULL-TIME EMPLOYEES (Temporary employees are not included)

JOB CATEGORIES	ANNUAL SALARY (In thousands 000)	RACE/ETHNICITY														TOTALS (COLUMN S A-N)
		HISPANIC OR LATINO		NON-HISPANIC OR LATINO												
		MALE A	FEMALE B	MALE						FEMALE						
				WHITE C	BLACK OR AFRICAN AMERICAN D	ASIAN E	NATIVE HAWAIIAN OR OTHER PACIFIC ISLANDER F	AMERICAN INDIAN OR ALASKAN NATIVE G	TWO OR MORE RACES H	WHITE I	BLACK OR AFRICAN AMERICAN J	ASIAN K	NATIVE HAWAIIAN OR OTHER PACIFIC ISLANDER L	AMERICAN INDIAN OR ALASKAN NATIVE M	TWO OR MORE RACES N	
Skilled Craft Workers	49. \$0.1-15.9	0	0	0	0	0	0	0	0	0	0	0	0	0	0	0
	50. 16.0-19.9	0	0	0	0	0	0	0	0	0	0	0	0	0	0	0
	51. 20.0-24.9	0	0	0	0	0	0	0	0	0	0	0	0	0	0	0
	52. 25.0-32.9	0	0	0	0	0	0	0	0	0	0	0	0	0	0	0
	53. 33.0-42.9	0	0	0	0	0	0	0	0	0	0	0	0	0	0	0
	54. 43.0-54.9	0	0	0	0	0	0	0	0	0	0	0	0	0	0	0
	55. 55.0-69.9	0	0	0	0	0	0	0	0	0	0	0	0	0	0	0
	56. 70.0 Plus	0	0	0	0	0	0	0	0	0	0	0	0	0	0	0
Service-Maintenance	57. \$0.1-15.9	0	0	0	0	0	0	0	0	0	0	0	0	0	0	0
	58. 16.0-19.9	0	0	0	0	0	0	0	0	0	0	0	0	0	0	0
	59. 20.0-24.9	0	0	1	0	1	0	0	0	0	0	0	0	0	0	2
	60. 25.0-32.9	0	0	0	0	0	0	0	0	0	0	0	0	0	0	0
	61. 33.0-42.9	0	0	0	0	0	0	0	0	0	0	0	0	0	0	0
	62. 43.0-54.9	0	0	0	0	0	0	0	0	0	0	0	0	0	0	0
	63. 55.0-69.9	0	0	1	0	0	0	0	0	0	0	0	0	0	0	1
	64. 70.0 Plus	0	0	0	0	0	0	0	0	0	0	0	0	0	0	0
65. TOTAL FULL TIME (Lines 1-64)	10	22	199	51	14	1	0	1	397	331	16	4	2	2	1050	

2. OTHER THAN FULLTIME EMPLOYEES (Including temporary employees)

66.OFFICIALS/ADMIN	0	0	1	1	0	0	0	0	0	0	0	0	0	0	2
67.PROFESSIONALS	1	0	5	0	0	0	0	0	6	0	0	0	0	0	12
68.TECHNICIANS	0	0	9	3	0	0	0	0	3	0	0	0	0	0	15
69.PROTECTIVE SERVICE	0	0	0	0	0	0	0	0	0	0	0	0	0	0	0
70.PARA-PROFESSIONAL	0	0	0	0	0	0	0	0	0	0	0	0	0	0	0
71.ADMIN. SUPPORT	0	3	8	3	0	0	0	0	37	21	1	0	0	1	74
72.SKILLED CRAFT	0	0	0	0	0	0	0	0	0	0	0	0	0	0	0
73.SERVICE/MAINTENANCE	0	0	3	1	0	0	0	0	1	2	0	0	0	0	7
74. TOTAL OTHER THAN FULL TIME (Lines 66-73)	1	3	26	8	0	0	0	0	47	23	1	0	0	1	110

3. NEW HIRES DURING FISCAL YEAR Permanent full time only JULY 1 - JUNE 30

75.OFFICIALS/ADMIN	0	0	4	2	0	0	0	0	1	0	0	0	0	0	7
76.PROFESSIONALS	2	1	3	1	0	0	0	0	8	0	1	0	0	0	16
77.TECHNICIANS	0	1	4	1	0	0	0	1	8	4	0	0	0	0	19
78.PROTECTIVE SERVICE	0	0	0	0	0	0	0	0	0	0	0	0	0	0	0
79.PARA-PROFESSIONAL	0	0	0	0	0	0	0	0	0	0	0	0	0	0	0
80.ADMIN. SUPPORT	1	2	8	4	0	0	0	0	26	44	3	0	0	1	89
81.SKILLED CRAFT	0	0	0	0	0	0	0	0	0	0	0	0	0	0	0
82.SERVICE/MAINTENANCE	0	0	0	0	0	0	0	0	0	0	0	0	0	0	0
83. TOTAL NEW HIRES (Lines 75-82)	3	4	19	8	0	0	0	1	43	48	4	0	0	1	131

FUNCTION TYPE 1

REMARKS (List National Crime Information Center (NCIC) number assigned to any Criminal Justice Agencies whose data are included in this report)

LIST AGENCIES INCLUDED ON THIS FORM

AF; CC; CL; CO; DI; ES; GC; IG; JECF; JEJE; MA; MB; OE; OPOD; OPR; PA; PF; SE; TC.

CERTIFICATION. I certify that the information given in this report is correct and true to the best of my knowledge and was reported in accordance with accompanying instructions. (Willfully false statements on this report are punishable by law, US Code, Title 18, Section 1001.)

NAME OF PERSON TO CONTACT REGARDING THIS FORM		TITLE		
Wayne McGovern		Equal Employment Access Specialist		
ADDRESS (Number and Street, City, State, Zip Code)		TELEPHONE NUMBER	Ext	FAX NUMBER
117 West Duval Street,Suite 350,Jacksonville, FL 32202,		904-630-4230		904-630-1219
DATE	EMAIL	TYPED NAME/TITLE OF AUTHORIZED OFFICIAL		SIGNATURE <input type="checkbox"/>
2015-09-17	mcgovern@coj.net	Wayne McGovern		

D. EMPLOYMENT DATA AS OF JUNE 30

FUNCTION TYPE 2

1. FULL-TIME EMPLOYEES (Temporary employees are not included)

JOB CATEGORIES	ANNUAL SALARY (In thousands 000)	RACE/ETHNICITY														TOTALS (COLUMN S A-N)
		HISPANIC OR LATINO		NON-HISPANIC OR LATINO												
		MALE A	FEMALE B	MALE						FEMALE						
				WHITE C	BLACK OR AFRICAN AMERICAN D	ASIAN E	NATIVE HAWAIIAN OR OTHER PACIFIC ISLANDER F	AMERICAN INDIAN OR ALASKAN NATIVE G	TWO OR MORE RACES H	WHITE I	BLACK OR AFRICAN AMERICAN J	ASIAN K	NATIVE HAWAIIAN OR OTHER PACIFIC ISLANDER L	AMERICAN INDIAN OR ALASKAN NATIVE M	TWO OR MORE RACES N	
Skilled Craft Workers	49. \$0.1-15.9	0	0	0	0	0	0	0	0	0	0	0	0	0	0	0
	50. 16.0-19.9	0	0	0	0	0	0	0	0	0	0	0	0	0	0	0
	51. 20.0-24.9	0	0	0	0	0	0	0	0	0	0	0	0	0	0	0
	52. 25.0-32.9	1	0	11	4	0	0	0	0	0	1	0	0	0	0	17
	53. 33.0-42.9	0	0	14	10	0	0	0	0	0	0	0	0	0	0	24
	54. 43.0-54.9	0	0	2	3	0	0	0	0	0	0	0	0	0	0	5
	55. 55.0-69.9	0	0	0	0	0	0	0	0	0	0	0	0	0	0	0
	56. 70.0 Plus	0	0	0	0	0	0	0	0	0	0	0	0	0	0	0
Service-Maintenance	57. \$0.1-15.9	0	0	0	0	0	0	0	0	0	0	0	0	0	0	0
	58. 16.0-19.9	0	0	0	0	0	0	0	0	0	0	0	0	0	0	0
	59. 20.0-24.9	0	0	7	30	0	0	0	0	1	0	0	0	0	0	38
	60. 25.0-32.9	0	0	16	28	0	0	1	1	1	3	0	0	0	0	50
	61. 33.0-42.9	0	0	1	9	0	0	0	0	0	1	0	0	0	0	11
	62. 43.0-54.9	0	0	0	0	0	0	0	0	0	0	0	0	0	0	0
	63. 55.0-69.9	0	0	0	0	0	0	0	0	0	0	0	0	0	0	0
	64. 70.0 Plus	0	0	0	0	0	0	0	0	0	0	0	0	0	0	0
65. TOTAL FULL TIME (Lines 1-64)	2	0	75	89	1	0	1	1	6	6	0	0	0	0	181	

2. OTHER THAN FULLTIME EMPLOYEES (Including temporary employees)

66.OFFICIALS/ADMIN	0	0	0	0	0	0	0	0	0	0	0	0	0	0	0
67.PROFESSIONALS	0	0	0	0	0	0	0	0	0	0	0	0	0	0	0
68.TECHNICIANS	0	0	0	0	0	0	0	0	0	0	0	0	0	0	0
69.PROTECTIVE SERVICE	0	0	0	0	0	0	0	0	0	0	0	0	0	0	0
70.PARA-PROFESSIONAL	0	0	0	0	0	0	0	0	0	0	0	0	0	0	0
71.ADMIN. SUPPORT	0	0	0	0	0	0	0	0	0	0	0	0	0	0	0
72.SKILLED CRAFT	0	0	0	0	0	0	0	0	0	0	0	0	0	0	0
73.SERVICE/MAINTENANCE	0	0	0	0	0	0	0	0	0	0	0	0	0	0	0
74. TOTAL OTHER THAN FULL TIME (Lines 66-73)	0	0	0	0	0	0	0	0	0	0	0	0	0	0	0

3. NEW HIRES DURING FISCAL YEAR Permanent full time only JULY 1 - JUNE 30

75.OFFICIALS/ADMIN	0	0	0	0	1	0	0	0	0	0	0	0	0	0	1
76.PROFESSIONALS	0	0	0	0	0	0	0	0	0	0	0	0	0	0	0
77.TECHNICIANS	0	0	0	0	0	0	0	0	0	0	0	0	0	0	0
78.PROTECTIVE SERVICE	0	0	0	0	0	0	0	0	0	0	0	0	0	0	0
79.PARA-PROFESSIONAL	0	0	0	0	0	0	0	0	0	0	0	0	0	0	0
80.ADMIN. SUPPORT	0	0	0	1	0	0	0	0	0	0	0	0	0	0	1
81.SKILLED CRAFT	0	0	0	0	0	0	0	0	0	0	0	0	0	0	0
82.SERVICE/MAINTENANCE	0	0	5	14	0	0	0	0	1	0	0	0	0	0	20
83. TOTAL NEW HIRES (Lines 75-82)	0	0	5	15	1	0	0	0	1	0	0	0	0	0	22


FUNCTION TYPE 2

REMARKS (List National Crime Information Center (NCIC) number assigned to any Criminal Justice Agencies whose data are included in this report)

PWGM011; PWTE.

LIST AGENCIES INCLUDED ON THIS FORM

CERTIFICATION. I certify that the information given in this report is correct and true to the best of my knowledge and was reported in accordance with accompanying instructions. (Willfully false statements on this report are punishable by law, US Code, Title 18, Section 1001.)

NAME OF PERSON TO CONTACT REGARDING THIS FORM		TITLE		
Wayne McGovern		Equal Employment Access Specialist		
ADDRESS (Number and Street, City, State, Zip Code)		TELEPHONE NUMBER	Ext	FAX NUMBER
117 West Duval Street, Suite 350, Jacksonville, FL 32202,		904-630-4230		904-630-1219
DATE	EMAIL	TYPED NAME/TITLE OF AUTHORIZED OFFICIAL		SIGNATURE
2015-09-17	mcgovern@coj.net	Wayne McGovern		

D. EMPLOYMENT DATA AS OF JUNE 30

FUNCTION TYPE 4

1. FULL-TIME EMPLOYEES (Temporary employees are not included)

JOB CATEGORIES	ANNUAL SALARY (In thousands 000)	RACE/ETHNICITY														TOTALS (COLUMN S A-N)
		HISPANIC OR LATINO		NON-HISPANIC OR LATINO												
		MALE A	FEMALE B	MALE						FEMALE						
				WHITE C	BLACK OR AFRICAN AMERICAN D	ASIAN E	NATIVE HAWAIIAN OR OTHER PACIFIC ISLANDER F	AMERICAN INDIAN OR ALASKAN NATIVE G	TWO OR MORE RACES H	WHITE I	BLACK OR AFRICAN AMERICAN J	ASIAN K	NATIVE HAWAIIAN OR OTHER PACIFIC ISLANDER L	AMERICAN INDIAN OR ALASKAN NATIVE M	TWO OR MORE RACES N	
Officials and Administrators	1. \$0.1-15.9	0	0	0	0	0	0	0	0	0	0	0	0	0	0	0
	2. 16.0-19.9	0	0	0	0	0	0	0	0	0	0	0	0	0	0	0
	3. 20.0-24.9	0	0	0	0	0	0	0	0	0	0	0	0	0	0	0
	4. 25.0-32.9	0	0	0	0	0	0	0	0	0	0	0	0	0	0	0
	5. 33.0-42.9	0	0	0	0	0	0	0	0	0	1	0	0	0	0	1
	6. 43.0-54.9	0	0	0	0	0	0	0	0	2	1	0	0	0	0	3
	7. 55.0-69.9	0	0	3	1	0	0	0	0	4	2	0	0	0	0	10
	8. 70.0 Plus	0	1	10	2	0	0	0	0	6	2	0	0	0	0	21
Professionals	9. \$0.1-15.9	0	0	0	0	0	0	0	0	0	0	0	0	0	0	
	10. 16.0-19.9	0	0	0	0	0	0	0	0	0	0	0	0	0	0	
	11. 20.0-24.9	0	0	0	0	0	0	0	0	0	0	0	0	0	0	
	12. 25.0-32.9	0	0	0	0	0	0	0	0	1	0	0	0	0	1	
	13. 33.0-42.9	1	0	4	1	0	0	0	0	7	3	0	0	0	16	
	14. 43.0-54.9	1	2	7	1	2	0	0	0	10	1	0	0	0	1	25
	15. 55.0-69.9	1	0	10	0	0	0	0	0	7	2	0	0	0	0	20
16. 70.0 Plus	4	0	53	7	3	0	0	0	8	3	1	0	1	0	80	
Technicians	17. \$0.1-15.9	0	0	0	0	0	0	0	0	0	0	0	0	0	0	
	18. 16.0-19.9	0	0	0	0	0	0	0	0	0	0	0	0	0	0	
	19. 20.0-24.9	0	0	0	0	0	0	0	0	0	0	0	0	0	0	
	20. 25.0-32.9	1	4	20	3	0	0	0	0	24	16	0	0	0	1	69
	21. 33.0-42.9	2	3	13	4	1	0	0	0	40	31	0	0	0	1	95
	22. 43.0-54.9	0	0	5	1	0	0	0	0	13	2	0	0	0	0	21
	23. 55.0-69.9	1	0	32	1	0	0	1	0	2	1	0	0	0	0	38
	24. 70.0 Plus	3	0	97	17	5	0	0	0	5	3	0	0	0	0	130
Protective Service Workers	25. \$0.1-15.9	0	0	0	0	0	0	0	0	0	0	0	0	0	0	
	26. 16.0-19.9	0	0	0	0	0	0	0	0	0	0	0	0	0	0	
	27. 20.0-24.9	0	0	0	0	0	0	0	0	0	0	0	0	0	0	
	28. 25.0-32.9	1	1	39	17	2	0	0	1	5	7	0	0	0	0	73
	29. 33.0-42.9	14	2	95	38	5	1	0	2	23	10	2	0	2	0	194
	30. 43.0-54.9	15	3	155	22	2	0	0	0	12	6	0	0	0	0	215
	31. 55.0-69.9	31	5	599	119	19	0	1	0	91	41	1	1	0	0	908
	32. 70.0 Plus	0	0	11	4	0	0	0	0	1	0	0	0	0	0	16
Paraprofessionals	33. \$0.1-15.9	0	0	0	0	0	0	0	0	0	0	0	0	0	0	
	34. 16.0-19.9	0	0	0	0	0	0	0	0	0	0	0	0	0	0	
	35. 20.0-24.9	0	0	0	0	0	0	0	0	0	0	0	0	0	0	
	36. 25.0-32.9	0	0	3	3	0	0	0	0	0	2	0	0	0	0	8
	37. 33.0-42.9	0	0	0	1	0	0	0	0	0	0	1	0	0	0	2
	38. 43.0-54.9	0	0	1	0	0	0	0	0	3	0	0	0	0	0	4
	39. 55.0-69.9	0	0	1	0	0	0	0	0	0	0	0	0	0	0	1
	40. 70.0 Plus	0	0	0	0	0	0	0	0	0	0	0	0	0	0	0
Administrative Support	41. \$0.1-15.9	0	0	0	0	0	0	0	0	0	0	0	0	0	0	
	42. 16.0-19.9	0	0	0	0	0	0	0	0	0	0	0	0	0	0	
	43. 20.0-24.9	0	0	0	0	0	0	0	0	2	1	0	0	0	0	3
	44. 25.0-32.9	2	0	10	13	0	0	0	0	23	59	0	0	0	0	107
	45. 33.0-42.9	1	3	4	0	0	0	0	0	14	12	0	0	0	0	34
	46. 43.0-54.9	0	0	1	0	0	0	0	0	1	1	0	0	0	0	3
	47. 55.0-69.9	0	0	0	0	0	0	0	0	0	0	0	0	0	0	0
	48. 70.0 Plus	0	0	0	0	0	0	0	0	1	0	0	0	0	0	1

D. EMPLOYMENT DATA AS OF JUNE 30

FUNCTION TYPE 4

1. FULL-TIME EMPLOYEES (Temporary employees are not included)

JOB CATEGORIES	ANNUAL SALARY (In thousands 000)	RACE/ETHNICITY														TOTALS (COLUMN S A-N)
		HISPANIC OR LATINO		NON-HISPANIC OR LATINO												
		MALE A	FEMALE B	MALE						FEMALE						
				WHITE C	BLACK OR AFRICAN AMERICAN D	ASIAN E	NATIVE HAWAIIAN OR OTHER PACIFIC ISLANDER F	AMERICAN INDIAN OR ALASKAN NATIVE G	TWO OR MORE RACES H	WHITE I	BLACK OR AFRICAN AMERICAN J	ASIAN K	NATIVE HAWAIIAN OR OTHER PACIFIC ISLANDER L	AMERICAN INDIAN OR ALASKAN NATIVE M	TWO OR MORE RACES N	
Skilled Craft Workers	49. \$0.1-15.9	0	0	0	0	0	0	0	0	0	0	0	0	0	0	0
	50. 16.0-19.9	0	0	0	0	0	0	0	0	0	0	0	0	0	0	0
	51. 20.0-24.9	0	0	0	0	0	0	0	0	0	0	0	0	0	0	0
	52. 25.0-32.9	0	0	0	0	0	0	0	0	0	0	0	0	0	0	0
	53. 33.0-42.9	1	0	2	0	0	0	0	0	0	0	0	0	0	0	3
	54. 43.0-54.9	0	0	0	1	0	0	0	0	0	0	0	0	0	0	1
	55. 55.0-69.9	0	0	0	0	0	0	0	0	0	0	0	0	0	0	0
	56. 70.0 Plus	0	0	0	0	0	0	0	0	0	0	0	0	0	0	0
Service-Maintenance	57. \$0.1-15.9	0	0	0	0	0	0	0	0	0	0	0	0	0	0	0
	58. 16.0-19.9	0	0	0	0	0	0	0	0	0	0	0	0	0	0	0
	59. 20.0-24.9	0	0	0	0	0	0	0	0	0	0	0	0	0	0	0
	60. 25.0-32.9	0	0	0	0	0	0	0	0	0	0	0	0	0	0	0
	61. 33.0-42.9	0	0	0	0	0	0	0	0	0	0	0	0	0	0	0
	62. 43.0-54.9	0	0	0	0	0	0	0	0	0	0	0	0	0	0	0
	63. 55.0-69.9	0	0	0	0	0	0	0	0	0	0	0	0	0	0	0
	64. 70.0 Plus	0	0	0	0	0	0	0	0	0	0	0	0	0	0	0
65. TOTAL FULL TIME (Lines 1-64)	79	24	1175	256	39	1	2	3	305	207	5	1	3	3	2103	

2. OTHER THAN FULLTIME EMPLOYEES (Including temporary employees)

66.OFFICIALS/ADMIN	0	0	0	0	0	0	0	0	0	0	0	0	0	0	0
67.PROFESSIONALS	0	0	2	0	0	0	0	0	0	0	0	0	0	0	2
68.TECHNICIANS	1	0	33	6	0	0	0	0	8	1	0	0	0	0	49
69.PROTECTIVE SERVICE	6	0	92	25	2	0	0	0	9	8	0	0	0	0	142
70.PARA-PROFESSIONAL	0	0	0	0	0	0	0	0	0	0	0	0	0	0	0
71.ADMIN. SUPPORT	0	0	37	22	2	0	0	0	16	38	1	0	0	1	117
72.SKILLED CRAFT	0	0	0	0	0	0	0	0	0	0	0	0	0	0	0
73.SERVICE/MAINTENANCE	3	12	17	47	2	0	0	1	71	157	1	0	1	0	312
74. TOTAL OTHER THAN FULL TIME (Lines 66-73)	10	12	181	100	6	0	0	1	104	204	2	0	1	1	622

3. NEW HIRES DURING FISCAL YEAR Permanent full time only JULY 1 - JUNE 30

75.OFFICIALS/ADMIN	0	0	0	0	0	0	0	0	0	0	0	0	0	0	0
76.PROFESSIONALS	0	2	5	0	0	0	0	0	4	0	0	0	0	0	11
77.TECHNICIANS	0	3	13	2	0	0	0	0	12	10	0	0	0	0	40
78.PROTECTIVE SERVICE	5	2	32	13	3	0	0	3	9	4	1	0	0	0	72
79.PARA-PROFESSIONAL	0	0	0	0	0	0	0	0	0	0	0	0	0	0	0
80.ADMIN. SUPPORT	2	2	3	6	0	0	0	0	3	11	0	0	0	0	27
81.SKILLED CRAFT	0	0	0	0	0	0	0	0	0	0	0	0	0	0	0
82.SERVICE/MAINTENANCE	0	0	0	0	0	0	0	0	0	0	0	0	0	0	0
83. TOTAL NEW HIRES (Lines 75-82)	7	9	53	21	3	0	0	3	28	25	1	0	0	0	150


FUNCTION TYPE 4

REMARKS (List National Crime Information Center (NCIC) number assigned to any Criminal Justice Agencies whose data are included in this report)

LIST AGENCIES INCLUDED ON THIS FORM

ME; SHAD; SHIN; SHPO; SHPP; SHPS.

CERTIFICATION. I certify that the information given in this report is correct and true to the best of my knowledge and was reported in accordance with accompanying instructions. (Willfully false statements on this report are punishable by law, US Code, Title 18, Section 1001.)

NAME OF PERSON TO CONTACT REGARDING THIS FORM		TITLE		
Wayne McGovern		Equal Employment Access Specialist		
ADDRESS (Number and Street, City, State, Zip Code)		TELEPHONE NUMBER	Ext	FAX NUMBER
117 West Duval Street,Suite 350,Jacksonville, FL 32202,		904-630-4230		904-630-1219
DATE	EMAIL	TYPED NAME/TITLE OF AUTHORIZED OFFICIAL		SIGNATURE
2015-09-17	mcgovern@coj.net	Wayne McGovern		

D. EMPLOYMENT DATA AS OF JUNE 30

FUNCTION TYPE 5

1. FULL-TIME EMPLOYEES (Temporary employees are not included)

JOB CATEGORIES	ANNUAL SALARY (In thousands 000)	RACE/ETHNICITY														TOTALS (COLUMN S A-N)
		HISPANIC OR LATINO		NON-HISPANIC OR LATINO												
		MALE A	FEMALE B	MALE						FEMALE						
				WHITE C	BLACK OR AFRICAN AMERICAN D	ASIAN E	NATIVE HAWAIIAN OR OTHER PACIFIC ISLANDER F	AMERICAN INDIAN OR ALASKAN NATIVE G	TWO OR MORE RACES H	WHITE I	BLACK OR AFRICAN AMERICAN J	ASIAN K	NATIVE HAWAIIAN OR OTHER PACIFIC ISLANDER L	AMERICAN INDIAN OR ALASKAN NATIVE M	TWO OR MORE RACES N	
Skilled Craft Workers	49. \$0.1-15.9	0	0	0	0	0	0	0	0	0	0	0	0	0	0	0
	50. 16.0-19.9	0	0	0	0	0	0	0	0	0	0	0	0	0	0	0
	51. 20.0-24.9	0	0	0	0	0	0	0	0	0	0	0	0	0	0	0
	52. 25.0-32.9	0	0	5	0	0	0	0	0	0	0	0	0	0	0	5
	53. 33.0-42.9	0	0	0	0	0	0	0	0	0	0	0	0	0	0	0
	54. 43.0-54.9	0	0	0	0	0	0	0	0	0	0	0	0	0	0	0
	55. 55.0-69.9	0	0	0	0	0	0	0	0	0	0	0	0	0	0	0
	56. 70.0 Plus	0	0	0	0	0	0	0	0	0	0	0	0	0	0	0
Service-Maintenance	57. \$0.1-15.9	0	0	0	0	0	0	0	0	0	0	0	0	0	0	0
	58. 16.0-19.9	0	0	0	0	0	0	0	0	0	0	0	0	0	0	0
	59. 20.0-24.9	0	0	0	0	0	0	0	0	0	0	0	0	0	0	0
	60. 25.0-32.9	0	0	0	0	0	0	0	0	0	0	0	0	0	0	0
	61. 33.0-42.9	0	0	0	0	0	0	0	0	0	0	0	0	0	0	0
	62. 43.0-54.9	0	0	0	0	0	0	0	0	0	0	0	0	0	0	0
	63. 55.0-69.9	0	0	0	0	0	0	0	0	0	0	0	0	0	0	0
	64. 70.0 Plus	0	0	0	0	0	0	0	0	0	0	0	0	0	0	0
65. TOTAL FULL TIME (Lines 1-64)	47	6	867	227	11	0	3	2	79	38	4	0	0	2	1286	

2. OTHER THAN FULLTIME EMPLOYEES (Including temporary employees)

66.OFFICIALS/ADMIN	0	0	0	0	0	0	0	0	0	0	0	0	0	0	0
67.PROFESSIONALS	0	0	2	0	0	0	0	0	0	0	0	0	0	0	2
68.TECHNICIANS	0	0	0	0	0	0	0	0	0	0	0	0	0	0	0
69.PROTECTIVE SERVICE	6	1	51	0	0	1	0	4	7	0	0	0	0	0	70
70.PARA-PROFESSIONAL	0	0	0	0	0	0	0	0	0	0	0	0	0	0	0
71.ADMIN. SUPPORT	0	0	0	0	0	0	0	0	1	0	0	0	0	0	1
72.SKILLED CRAFT	0	0	0	0	0	0	0	0	0	0	0	0	0	0	0
73.SERVICE/MAINTENANCE	0	0	0	0	0	0	0	0	0	0	0	0	0	0	0
74. TOTAL OTHER THAN FULL TIME (Lines 66-73)	6	1	53	0	0	1	0	4	8	0	0	0	0	0	73

3. NEW HIRES DURING FISCAL YEAR Permanent full time only JULY 1 - JUNE 30

75.OFFICIALS/ADMIN	0	0	0	0	0	0	0	0	1	0	0	0	0	0	1
76.PROFESSIONALS	0	1	0	0	0	0	0	0	1	0	0	0	0	0	2
77.TECHNICIANS	0	1	7	0	0	0	0	0	3	9	1	0	0	1	22
78.PROTECTIVE SERVICE	3	0	36	22	0	0	0	4	6	0	0	0	0	0	71
79.PARA-PROFESSIONAL	0	0	0	0	0	0	0	0	0	0	0	0	0	0	0
80.ADMIN. SUPPORT	0	0	0	0	0	0	0	0	0	1	0	0	0	0	1
81.SKILLED CRAFT	0	0	0	0	0	0	0	0	0	0	0	0	0	0	0
82.SERVICE/MAINTENANCE	0	0	0	0	0	0	0	0	0	0	0	0	0	0	0
83. TOTAL NEW HIRES (Lines 75-82)	3	2	43	22	0	0	0	4	11	10	1	0	0	1	97


FUNCTION TYPE 5

REMARKS (List National Crime Information Center (NCIC) number assigned to any Criminal Justice Agencies whose data are included in this report)

LIST AGENCIES INCLUDED ON THIS FORM

FR.

CERTIFICATION. I certify that the information given in this report is correct and true to the best of my knowledge and was reported in accordance with accompanying instructions. (Willfully false statements on this report are punishable by law, US Code, Title 18, Section 1001.)

NAME OF PERSON TO CONTACT REGARDING THIS FORM		TITLE		
Wayne McGovern		Equal Employment Access Specialist		
ADDRESS (Number and Street, City, State, Zip Code)		TELEPHONE NUMBER	Ext	FAX NUMBER
117 West Duval Street,Suite 350,Jacksonville, FL 32202,		904-630-4230		904-630-1219
DATE	EMAIL	TYPED NAME/TITLE OF AUTHORIZED OFFICIAL		SIGNATURE
2015-09-17	mcgovern@coj.net	Wayne McGovern		

D. EMPLOYMENT DATA AS OF JUNE 30

FUNCTION TYPE 6

1. FULL-TIME EMPLOYEES (Temporary employees are not included)

JOB CATEGORIES	ANNUAL SALARY (In thousands 000)	RACE/ETHNICITY														TOTALS (COLUMN S A-N)
		HISPANIC OR LATINO		NON-HISPANIC OR LATINO												
		MALE A	FEMALE B	MALE						FEMALE						
				WHITE C	BLACK OR AFRICAN AMERICAN D	ASIAN E	NATIVE HAWAIIAN OR OTHER PACIFIC ISLANDER F	AMERICAN INDIAN OR ALASKAN NATIVE G	TWO OR MORE RACES H	WHITE I	BLACK OR AFRICAN AMERICAN J	ASIAN K	NATIVE HAWAIIAN OR OTHER PACIFIC ISLANDER L	AMERICAN INDIAN OR ALASKAN NATIVE M	TWO OR MORE RACES N	
Skilled Craft Workers	49. \$0.1-15.9	0	0	0	0	0	0	0	0	0	0	0	0	0	0	0
	50. 16.0-19.9	0	0	0	0	0	0	0	0	0	0	0	0	0	0	0
	51. 20.0-24.9	0	0	0	0	0	0	0	0	0	0	0	0	0	0	0
	52. 25.0-32.9	0	0	2	5	0	0	0	0	0	0	0	0	0	0	7
	53. 33.0-42.9	1	0	12	2	0	0	0	0	0	0	0	0	0	0	15
	54. 43.0-54.9	0	0	2	4	0	0	0	0	0	0	0	0	0	0	6
	55. 55.0-69.9	0	0	0	0	0	0	0	0	0	0	0	0	0	0	0
	56. 70.0 Plus	0	0	0	0	0	0	0	0	0	0	0	0	0	0	0
Service-Maintenance	57. \$0.1-15.9	0	0	0	0	0	0	0	0	0	0	0	0	0	0	0
	58. 16.0-19.9	0	0	0	4	0	0	0	0	0	2	0	0	0	0	6
	59. 20.0-24.9	0	1	11	35	0	0	1	0	2	13	0	0	0	0	63
	60. 25.0-32.9	0	0	12	35	0	0	1	0	0	2	0	0	0	0	50
	61. 33.0-42.9	0	0	2	1	0	0	0	0	0	0	0	0	0	0	3
	62. 43.0-54.9	0	0	0	0	0	0	0	0	0	0	0	0	0	0	0
	63. 55.0-69.9	0	0	0	0	0	0	0	0	0	0	0	0	0	0	0
	64. 70.0 Plus	0	0	0	0	0	0	0	0	0	0	0	0	0	0	0
65. TOTAL FULL TIME (Lines 1-64)	2	2	65	96	2	0	2	0	25	31	1	0	0	0	226	

2. OTHER THAN FULLTIME EMPLOYEES (Including temporary employees)

66.OFFICIALS/ADMIN	0	0	0	0	0	0	0	0	0	0	0	0	0	0	0
67.PROFESSIONALS	0	0	0	0	0	0	0	0	4	0	0	0	0	0	4
68.TECHNICIANS	2	0	18	32	0	0	0	0	7	35	0	0	0	2	96
69.PROTECTIVE SERVICE	11	7	49	73	2	1	0	5	61	34	3	0	1	7	254
70.PARA-PROFESSIONAL	0	0	0	0	0	0	0	0	0	0	0	0	0	0	0
71.ADMIN. SUPPORT	0	0	1	1	0	0	0	0	2	6	0	0	0	0	10
72.SKILLED CRAFT	0	0	0	0	0	0	0	0	0	0	0	0	0	0	0
73.SERVICE/MAINTENANCE	1	2	8	43	0	0	0	1	10	69	2	0	0	2	138
74. TOTAL OTHER THAN FULL TIME (Lines 66-73)	14	9	76	149	2	1	0	6	84	144	5	0	1	11	502

3. NEW HIRES DURING FISCAL YEAR Permanent full time only JULY 1 - JUNE 30

75.OFFICIALS/ADMIN	1	0	0	1	0	0	0	0	0	0	0	0	0	0	2
76.PROFESSIONALS	0	0	0	0	0	0	0	0	1	0	0	0	0	0	1
77.TECHNICIANS	0	1	0	0	0	0	0	0	1	0	0	0	0	0	2
78.PROTECTIVE SERVICE	0	0	4	0	0	0	0	0	1	0	0	0	0	0	5
79.PARA-PROFESSIONAL	0	0	0	0	0	0	0	0	0	0	0	0	0	0	0
80.ADMIN. SUPPORT	0	0	0	1	0	0	0	0	1	0	0	0	0	0	2
81.SKILLED CRAFT	0	0	0	0	0	0	0	0	0	0	0	0	0	0	0
82.SERVICE/MAINTENANCE	0	0	3	13	0	0	1	0	1	1	0	0	0	0	19
83. TOTAL NEW HIRES (Lines 75-82)	1	1	7	15	0	0	1	0	5	1	0	0	0	0	31


FUNCTION TYPE 6

REMARKS (List National Crime Information Center (NCIC) number assigned to any Criminal Justice Agencies whose data are included in this report)

LIST AGENCIES INCLUDED ON THIS FORM

RPCM; RPOD; RPWF.

CERTIFICATION. I certify that the information given in this report is correct and true to the best of my knowledge and was reported in accordance with accompanying instructions. (Willfully false statements on this report are punishable by law, US Code, Title 18, Section 1001.)

NAME OF PERSON TO CONTACT REGARDING THIS FORM		TITLE		
Wayne McGovern		Equal Employment Access Specialist		
ADDRESS (Number and Street, City, State, Zip Code)		TELEPHONE NUMBER	Ext	FAX NUMBER
117 West Duval Street,Suite 350,Jacksonville, FL 32202,		904-630-4230		904-630-1219
DATE	EMAIL	TYPED NAME/TITLE OF AUTHORIZED OFFICIAL		SIGNATURE
2015-09-17	mcgovern@coj.net	Wayne McGovern		

D. EMPLOYMENT DATA AS OF JUNE 30

FUNCTION TYPE 9

1. FULL-TIME EMPLOYEES (Temporary employees are not included)

JOB CATEGORIES	ANNUAL SALARY (In thousands 000)	RACE/ETHNICITY														TOTALS (COLUMN S A-N)
		HISPANIC OR LATINO		NON-HISPANIC OR LATINO												
		MALE A	FEMALE B	MALE						FEMALE						
				WHITE C	BLACK OR AFRICAN AMERICAN D	ASIAN E	NATIVE HAWAIIAN OR OTHER PACIFIC ISLANDER F	AMERICAN INDIAN OR ALASKAN NATIVE G	TWO OR MORE RACES H	WHITE I	BLACK OR AFRICAN AMERICAN J	ASIAN K	NATIVE HAWAIIAN OR OTHER PACIFIC ISLANDER L	AMERICAN INDIAN OR ALASKAN NATIVE M	TWO OR MORE RACES N	
Skilled Craft Workers	49. \$0.1-15.9	0	0	0	0	0	0	0	0	0	0	0	0	0	0	0
	50. 16.0-19.9	0	0	0	0	0	0	0	0	0	0	0	0	0	0	0
	51. 20.0-24.9	0	0	0	0	0	0	0	0	0	0	0	0	0	0	0
	52. 25.0-32.9	0	0	0	0	0	0	0	0	0	0	0	0	0	0	0
	53. 33.0-42.9	0	0	0	0	0	0	0	0	0	0	0	0	0	0	0
	54. 43.0-54.9	0	0	0	0	0	0	0	0	0	0	0	0	0	0	0
	55. 55.0-69.9	0	0	0	0	0	0	0	0	0	0	0	0	0	0	0
	56. 70.0 Plus	0	0	0	0	0	0	0	0	0	0	0	0	0	0	0
Service-Maintenance	57. \$0.1-15.9	0	0	0	0	0	0	0	0	0	0	0	0	0	0	0
	58. 16.0-19.9	0	0	0	0	0	0	0	0	0	0	0	0	0	0	0
	59. 20.0-24.9	0	0	0	0	0	0	0	0	0	0	0	0	0	0	0
	60. 25.0-32.9	0	0	0	0	0	0	0	0	0	0	0	0	0	0	0
	61. 33.0-42.9	0	0	0	0	0	0	0	0	0	0	0	0	0	0	0
	62. 43.0-54.9	0	0	0	0	0	0	0	0	0	0	0	0	0	0	0
	63. 55.0-69.9	0	0	0	0	0	0	0	0	0	0	0	0	0	0	0
	64. 70.0 Plus	0	0	0	0	0	0	0	0	0	0	0	0	0	0	0
65. TOTAL FULL TIME (Lines 1-64)	3	2	28	10	2	0	0	1	13	12	0	0	0	0	71	

2. OTHER THAN FULLTIME EMPLOYEES (Including temporary employees)

66.OFFICIALS/ADMIN	0	0	0	0	0	0	0	0	0	0	0	0	0	0	0
67.PROFESSIONALS	0	0	0	0	0	0	0	0	0	0	0	0	0	0	0
68.TECHNICIANS	0	0	2	1	0	0	0	0	0	0	0	0	0	0	3
69.PROTECTIVE SERVICE	0	0	0	0	0	0	0	0	0	0	0	0	0	0	0
70.PARA-PROFESSIONAL	0	0	0	0	0	0	0	0	0	0	0	0	0	0	0
71.ADMIN. SUPPORT	0	0	0	0	0	0	0	0	0	0	0	0	0	0	0
72.SKILLED CRAFT	0	0	0	0	0	0	0	0	0	0	0	0	0	0	0
73.SERVICE/MAINTENANCE	0	0	0	0	0	0	0	0	0	0	0	0	0	0	0
74. TOTAL OTHER THAN FULL TIME (Lines 66-73)	0	0	2	1	0	0	0	0	0	0	0	0	0	0	3

3. NEW HIRES DURING FISCAL YEAR Permanent full time only JULY 1 - JUNE 30

75.OFFICIALS/ADMIN	0	0	0	0	0	0	0	0	0	0	0	0	0	0	0
76.PROFESSIONALS	0	0	0	1	0	0	0	0	0	2	0	0	0	0	3
77.TECHNICIANS	1	2	8	5	0	0	0	1	1	0	0	0	0	0	18
78.PROTECTIVE SERVICE	0	0	0	0	0	0	0	0	0	0	0	0	0	0	0
79.PARA-PROFESSIONAL	0	0	0	0	0	0	0	0	0	0	0	0	0	0	0
80.ADMIN. SUPPORT	0	0	0	0	0	0	0	0	0	0	0	0	0	0	0
81.SKILLED CRAFT	0	0	0	0	0	0	0	0	1	3	0	0	0	0	4
82.SERVICE/MAINTENANCE	0	0	0	0	0	0	0	0	0	0	0	0	0	0	0
83. TOTAL NEW HIRES (Lines 75-82)	1	2	8	6	0	0	0	1	2	5	0	0	0	0	25


FUNCTION TYPE 9

REMARKS (List National Crime Information Center (NCIC) number assigned to any Criminal Justice Agencies whose data are included in this report)

LIST AGENCIES INCLUDED ON THIS FORM

ERCC; ERCD; HNHS.

CERTIFICATION. I certify that the information given in this report is correct and true to the best of my knowledge and was reported in accordance with accompanying instructions. (Willfully false statements on this report are punishable by law, US Code, Title 18, Section 1001.)

NAME OF PERSON TO CONTACT REGARDING THIS FORM		TITLE		
Wayne McGovern		Equal Employment Access Specialist		
ADDRESS (Number and Street, City, State, Zip Code)		TELEPHONE NUMBER	Ext	FAX NUMBER
117 West Duval Street,Suite 350,Jacksonville, FL 32202,		904-630-4230		904-630-1219
DATE	EMAIL	TYPED NAME/TITLE OF AUTHORIZED OFFICIAL		SIGNATURE
2015-09-17	mcgovern@coj.net	Wayne McGovern		

D. EMPLOYMENT DATA AS OF JUNE 30

FUNCTION TYPE 10

1. FULL-TIME EMPLOYEES (Temporary employees are not included)

JOB CATEGORIES	ANNUAL SALARY (In thousands 000)	RACE/ETHNICITY														TOTALS (COLUMN S A-N)
		HISPANIC OR LATINO		NON-HISPANIC OR LATINO												
		MALE A	FEMALE B	MALE						FEMALE						
				WHITE C	BLACK OR AFRICAN AMERICAN D	ASIAN E	NATIVE HAWAIIAN OR OTHER PACIFIC ISLANDER F	AMERICAN INDIAN OR ALASKAN NATIVE G	TWO OR MORE RACES H	WHITE I	BLACK OR AFRICAN AMERICAN J	ASIAN K	NATIVE HAWAIIAN OR OTHER PACIFIC ISLANDER L	AMERICAN INDIAN OR ALASKAN NATIVE M	TWO OR MORE RACES N	
Skilled Craft Workers	49. \$0.1-15.9	0	0	0	0	0	0	0	0	0	0	0	0	0	0	0
	50. 16.0-19.9	0	0	0	0	0	0	0	0	0	0	0	0	0	0	0
	51. 20.0-24.9	0	0	0	0	0	0	0	0	0	0	0	0	0	0	0
	52. 25.0-32.9	0	0	0	1	0	0	0	0	0	0	0	0	0	0	1
	53. 33.0-42.9	0	0	0	1	0	0	0	0	0	0	0	0	0	0	1
	54. 43.0-54.9	0	0	0	0	0	0	0	0	0	0	0	0	0	0	0
	55. 55.0-69.9	0	0	0	0	0	0	0	0	0	0	0	0	0	0	0
	56. 70.0 Plus	0	0	0	0	0	0	0	0	0	0	0	0	0	0	0
Service-Maintenance	57. \$0.1-15.9	0	0	0	0	0	0	0	0	0	0	0	0	0	0	0
	58. 16.0-19.9	0	0	0	0	0	0	0	0	0	0	0	0	0	0	0
	59. 20.0-24.9	0	0	2	4	0	0	0	0	0	0	0	0	0	0	6
	60. 25.0-32.9	0	0	4	9	0	0	0	0	0	0	0	0	0	0	13
	61. 33.0-42.9	0	0	2	2	0	0	0	0	0	0	0	0	0	0	4
	62. 43.0-54.9	0	0	0	0	0	0	0	0	0	0	0	0	0	0	0
	63. 55.0-69.9	0	0	0	0	0	0	0	0	0	0	0	0	0	0	0
	64. 70.0 Plus	0	0	0	0	0	0	0	0	0	0	0	0	0	0	0
65. TOTAL FULL TIME (Lines 1-64)	3	2	145	32	4	0	0	0	32	28	0	0	1	0	247	

2. OTHER THAN FULLTIME EMPLOYEES (Including temporary employees)

66.OFFICIALS/ADMIN	0	0	0	0	0	0	0	0	0	0	0	0	0	0	0
67.PROFESSIONALS	0	0	1	0	0	0	0	0	0	0	0	0	0	0	1
68.TECHNICIANS	0	0	0	0	0	0	1	0	0	0	0	0	0	0	1
69.PROTECTIVE SERVICE	0	0	0	0	0	0	0	0	0	0	0	0	0	0	0
70.PARA-PROFESSIONAL	0	0	0	0	0	0	0	0	0	0	0	0	0	0	0
71.ADMIN. SUPPORT	0	0	0	0	0	0	0	0	1	0	0	0	0	0	1
72.SKILLED CRAFT	0	0	0	0	0	0	0	0	0	0	0	0	0	0	0
73.SERVICE/MAINTENANCE	0	0	0	0	0	0	0	0	0	0	0	0	0	0	0
74. TOTAL OTHER THAN FULL TIME (Lines 66-73)	0	0	1	0	0	0	1	0	1	0	0	0	0	0	3

3. NEW HIRES DURING FISCAL YEAR Permanent full time only JULY 1 - JUNE 30


75.OFFICIALS/ADMIN	0	0	3	0	0	0	0	0	1	0	0	0	0	0	4
76.PROFESSIONALS	0	1	1	1	0	0	0	0	2	1	0	0	0	0	6
77.TECHNICIANS	0	0	8	0	0	0	0	0	0	0	0	0	0	0	8
78.PROTECTIVE SERVICE	0	0	0	0	0	0	0	0	0	0	0	0	0	0	0
79.PARA-PROFESSIONAL	0	0	0	0	0	0	0	0	0	0	0	0	0	0	0
80.ADMIN. SUPPORT	0	0	0	0	0	0	0	0	2	2	0	0	0	0	4
81.SKILLED CRAFT	0	0	5	0	0	0	0	0	0	0	0	0	0	0	5
82.SERVICE/MAINTENANCE	0	0	2	2	0	0	0	0	0	0	0	0	0	0	4
83. TOTAL NEW HIRES (Lines 75-82)	0	1	19	3	0	0	0	0	5	3	0	0	0	0	31

REMARKS (List National Crime Information Center (NCIC) number assigned to any Criminal Justice Agencies whose data are included in this report)

LIST AGENCIES INCLUDED ON THIS FORM

PD; PWEN; PWML; PWRE.

CERTIFICATION. I certify that the information given in this report is correct and true to the best of my knowledge and was reported in accordance with accompanying instructions. (Willfully false statements on this report are punishable by law, US Code, Title 18, Section 1001.)

NAME OF PERSON TO CONTACT REGARDING THIS FORM		TITLE		
Wayne McGovern		Equal Employment Access Specialist		
ADDRESS (Number and Street, City, State, Zip Code)		TELEPHONE NUMBER	Ext	FAX NUMBER
117 West Duval Street,Suite 350,Jacksonville, FL 32202,		904-630-4230		904-630-1219
DATE	EMAIL	TYPED NAME/TITLE OF AUTHORIZED OFFICIAL		SIGNATURE
2015-09-17	mcgovern@coj.net	Wayne McGovern		

D. EMPLOYMENT DATA AS OF JUNE 30

FUNCTION TYPE 11

1. FULL-TIME EMPLOYEES (Temporary employees are not included)

JOB CATEGORIES	ANNUAL SALARY (In thousands 000)	RACE/ETHNICITY														TOTALS (COLUMN S A-N)
		HISPANIC OR LATINO		NON-HISPANIC OR LATINO												
		MALE A	FEMALE B	MALE						FEMALE						
				WHITE C	BLACK OR AFRICAN AMERICAN D	ASIAN E	NATIVE HAWAIIAN OR OTHER PACIFIC ISLANDER F	AMERICAN INDIAN OR ALASKAN NATIVE G	TWO OR MORE RACES H	WHITE I	BLACK OR AFRICAN AMERICAN J	ASIAN K	NATIVE HAWAIIAN OR OTHER PACIFIC ISLANDER L	AMERICAN INDIAN OR ALASKAN NATIVE M	TWO OR MORE RACES N	
Skilled Craft Workers	49. \$0.1-15.9	0	0	0	0	0	0	0	0	0	0	0	0	0	0	0
	50. 16.0-19.9	0	0	0	0	0	0	0	0	0	0	0	0	0	0	0
	51. 20.0-24.9	0	0	0	0	0	0	0	0	0	0	0	0	0	0	0
	52. 25.0-32.9	0	0	0	0	0	0	0	0	0	0	0	0	0	0	0
	53. 33.0-42.9	0	0	2	0	0	0	0	0	0	0	0	0	0	0	2
	54. 43.0-54.9	0	0	0	0	0	0	0	0	0	0	0	0	0	0	0
	55. 55.0-69.9	0	0	0	0	0	0	0	0	0	0	0	0	0	0	0
	56. 70.0 Plus	0	0	0	0	0	0	0	0	0	0	0	0	0	0	0
Service-Maintenance	57. \$0.1-15.9	0	0	0	0	0	0	0	0	0	0	0	0	0	0	0
	58. 16.0-19.9	0	0	0	0	0	0	0	0	0	0	0	0	0	0	0
	59. 20.0-24.9	0	0	0	0	0	0	0	0	0	0	0	0	0	0	0
	60. 25.0-32.9	0	0	0	0	0	0	0	0	0	0	0	0	0	0	0
	61. 33.0-42.9	0	0	0	0	0	0	0	0	0	0	0	0	0	0	0
	62. 43.0-54.9	0	0	0	0	0	0	0	0	0	0	0	0	0	0	0
	63. 55.0-69.9	0	0	0	0	0	0	0	0	0	0	0	0	0	0	0
	64. 70.0 Plus	0	0	0	0	0	0	0	0	0	0	0	0	0	0	0
65. TOTAL FULL TIME (Lines 1-64)	28	10	351	180	5	0	0	7	77	174	3	0	1	3	839	

2. OTHER THAN FULLTIME EMPLOYEES (Including temporary employees)

66.OFFICIALS/ADMIN	0	0	0	0	0	0	0	0	0	0	0	0	0	0	0
67.PROFESSIONALS	0	1	3	0	1	0	0	0	5	6	3	0	0	0	19
68.TECHNICIANS	0	0	0	0	2	0	0	0	4	10	0	0	0	0	16
69.PROTECTIVE SERVICE	0	0	0	1	0	0	0	0	0	0	0	0	0	0	1
70.PARA-PROFESSIONAL	0	0	0	0	0	0	0	0	1	0	0	0	0	0	1
71.ADMIN. SUPPORT	0	0	1	1	0	0	0	0	1	0	0	0	0	0	3
72.SKILLED CRAFT	0	0	0	0	0	0	0	0	0	0	0	0	0	0	0
73.SERVICE/MAINTENANCE	0	0	0	0	0	0	0	0	0	0	0	0	0	0	0
74. TOTAL OTHER THAN FULL TIME (Lines 66-73)	0	1	4	2	3	0	0	0	11	16	3	0	0	0	40

3. NEW HIRES DURING FISCAL YEAR Permanent full time only JULY 1 - JUNE 30

75.OFFICIALS/ADMIN	0	0	1	0	0	0	0	0	0	0	0	0	0	0	1
76.PROFESSIONALS	0	0	2	0	0	0	0	0	3	2	0	0	0	0	7
77.TECHNICIANS	0	0	0	0	0	0	0	0	1	3	0	0	0	0	4
78.PROTECTIVE SERVICE	3	0	32	12	1	0	0	3	7	12	1	0	0	0	71
79.PARA-PROFESSIONAL	0	0	0	0	0	0	0	0	0	0	0	0	0	0	0
80.ADMIN. SUPPORT	0	0	0	0	0	0	0	0	0	0	0	0	0	0	0
81.SKILLED CRAFT	0	0	1	0	0	0	0	0	0	0	0	0	0	0	1
82.SERVICE/MAINTENANCE	0	0	0	0	0	0	0	0	0	0	0	0	0	0	0
83. TOTAL NEW HIRES (Lines 75-82)	3	0	36	12	1	0	0	3	11	17	1	0	0	0	84


FUNCTION TYPE 11

REMARKS (List National Crime Information Center (NCIC) number assigned to any Criminal Justice Agencies whose data are included in this report)

LIST AGENCIES INCLUDED ON THIS FORM

SHCO.

CERTIFICATION. I certify that the information given in this report is correct and true to the best of my knowledge and was reported in accordance with accompanying instructions. (Willfully false statements on this report are punishable by law, US Code, Title 18, Section 1001.)

NAME OF PERSON TO CONTACT REGARDING THIS FORM		TITLE		
Wayne McGovern		Equal Employment Access Specialist		
ADDRESS (Number and Street, City, State, Zip Code)		TELEPHONE NUMBER	Ext	FAX NUMBER
117 West Duval Street,Suite 350,Jacksonville, FL 32202,		904-630-4230		904-630-1219
DATE	EMAIL	TYPED NAME/TITLE OF AUTHORIZED OFFICIAL		SIGNATURE
2015-09-17	mcgovern@coj.net	Wayne McGovern		

D. EMPLOYMENT DATA AS OF JUNE 30

FUNCTION TYPE 13

1. FULL-TIME EMPLOYEES (Temporary employees are not included)

JOB CATEGORIES	ANNUAL SALARY (In thousands 000)	RACE/ETHNICITY														TOTALS (COLUMN S A-N)
		HISPANIC OR LATINO		NON-HISPANIC OR LATINO												
		MALE A	FEMALE B	MALE						FEMALE						
				WHITE C	BLACK OR AFRICAN AMERICAN D	ASIAN E	NATIVE HAWAIIAN OR OTHER PACIFIC ISLANDER F	AMERICAN INDIAN OR ALASKAN NATIVE G	TWO OR MORE RACES H	WHITE I	BLACK OR AFRICAN AMERICAN J	ASIAN K	NATIVE HAWAIIAN OR OTHER PACIFIC ISLANDER L	AMERICAN INDIAN OR ALASKAN NATIVE M	TWO OR MORE RACES N	
Skilled Craft Workers	49. \$0.1-15.9	0	0	0	0	0	0	0	0	0	0	0	0	0	0	0
	50. 16.0-19.9	0	0	0	0	0	0	0	0	0	0	0	0	0	0	0
	51. 20.0-24.9	0	0	0	0	0	0	0	0	0	0	0	0	0	0	0
	52. 25.0-32.9	0	0	5	5	0	0	0	0	0	0	0	0	0	0	10
	53. 33.0-42.9	0	0	2	3	0	0	0	0	0	0	0	0	0	0	5
	54. 43.0-54.9	0	0	0	1	0	0	0	0	0	0	0	0	0	0	1
	55. 55.0-69.9	0	0	0	0	0	0	0	0	0	0	0	0	0	0	0
	56. 70.0 Plus	0	0	0	0	0	0	0	0	0	0	0	0	0	0	0
Service-Maintenance	57. \$0.1-15.9	0	0	0	0	0	0	0	0	0	0	0	0	0	0	0
	58. 16.0-19.9	0	0	0	3	0	0	0	0	0	1	0	0	0	0	4
	59. 20.0-24.9	1	0	2	37	0	0	0	0	0	0	0	0	0	0	40
	60. 25.0-32.9	1	0	5	24	0	0	0	0	0	1	0	0	0	0	31
	61. 33.0-42.9	0	0	1	22	0	0	0	0	0	0	0	0	0	0	23
	62. 43.0-54.9	0	0	0	3	0	0	0	0	0	0	0	0	0	0	3
	63. 55.0-69.9	0	0	1	1	0	0	0	0	0	0	0	0	0	0	2
	64. 70.0 Plus	0	0	0	0	0	0	0	0	0	0	0	0	0	0	0
65. TOTAL FULL TIME (Lines 1-64)	2	0	33	106	1	0	0	0	0	9	6	0	0	0	0	157

2. OTHER THAN FULLTIME EMPLOYEES (Including temporary employees)

66.OFFICIALS/ADMIN	0	0	0	0	0	0	0	0	0	0	0	0	0	0	0	0
67.PROFESSIONALS	0	0	1	0	0	0	0	0	0	0	0	0	0	0	0	1
68.TECHNICIANS	0	0	0	0	0	0	0	0	0	0	0	0	0	0	0	0
69.PROTECTIVE SERVICE	0	0	0	0	0	0	0	0	0	0	0	0	0	0	0	0
70.PARA-PROFESSIONAL	0	0	0	0	0	0	0	0	0	0	0	0	0	0	0	0
71.ADMIN. SUPPORT	0	0	0	0	0	0	0	0	0	0	0	0	0	0	0	0
72.SKILLED CRAFT	0	0	0	0	0	0	0	0	0	0	0	0	0	0	0	0
73.SERVICE/MAINTENANCE	0	0	0	0	0	0	0	0	0	0	0	0	0	0	0	0
74. TOTAL OTHER THAN FULL TIME (Lines 66-73)	0	0	1	0	0	0	0	0	0	0	0	0	0	0	0	1

3. NEW HIRES DURING FISCAL YEAR Permanent full time only JULY 1 - JUNE 30


75.OFFICIALS/ADMIN	0	0	1	0	0	0	0	0	0	0	0	0	0	0	0	1
76.PROFESSIONALS	0	0	0	0	0	0	0	0	1	0	0	0	0	0	0	1
77.TECHNICIANS	0	0	0	0	0	0	0	0	0	0	0	0	0	0	0	0
78.PROTECTIVE SERVICE	0	0	0	0	0	0	0	0	0	0	0	0	0	0	0	0
79.PARA-PROFESSIONAL	0	0	0	0	0	0	0	0	0	0	0	0	0	0	0	0
80.ADMIN. SUPPORT	0	0	1	1	0	0	0	0	1	0	0	0	0	0	0	3
81.SKILLED CRAFT	0	0	0	0	0	0	0	0	0	0	0	0	0	0	0	0
82.SERVICE/MAINTENANCE	1	0	3	14	0	0	0	0	0	0	0	0	0	0	0	18
83. TOTAL NEW HIRES (Lines 75-82)	1	0	5	15	0	0	0	0	2	0	0	0	0	0	0	23

REMARKS (List National Crime Information Center (NCIC) number assigned to any Criminal Justice Agencies whose data are included in this report)

LIST AGENCIES INCLUDED ON THIS FORM

PWGM461SW; PWSW.

CERTIFICATION. I certify that the information given in this report is correct and true to the best of my knowledge and was reported in accordance with accompanying instructions. (Willfully false statements on this report are punishable by law, US Code, Title 18, Section 1001.)

NAME OF PERSON TO CONTACT REGARDING THIS FORM		TITLE		
Wayne McGovern		Equal Employment Access Specialist		
ADDRESS (Number and Street, City, State, Zip Code)		TELEPHONE NUMBER	Ext	FAX NUMBER
117 West Duval Street, Suite 350, Jacksonville, FL 32202,		904-630-4230		904-630-1219
DATE	EMAIL	TYPED NAME/TITLE OF AUTHORIZED OFFICIAL		SIGNATURE
2015-09-17	mcgovern@coj.net	Wayne McGovern		

D. EMPLOYMENT DATA AS OF JUNE 30

FUNCTION TYPE 15

1. FULL-TIME EMPLOYEES (Temporary employees are not included)

JOB CATEGORIES	ANNUAL SALARY (In thousands 000)	RACE/ETHNICITY														TOTALS (COLUMN S A-N)
		HISPANIC OR LATINO		NON-HISPANIC OR LATINO												
		MALE A	FEMALE B	MALE						FEMALE						
				WHITE C	BLACK OR AFRICAN AMERICAN D	ASIAN E	NATIVE HAWAIIAN OR OTHER PACIFIC ISLANDER F	AMERICAN INDIAN OR ALASKAN NATIVE G	TWO OR MORE RACES H	WHITE I	BLACK OR AFRICAN AMERICAN J	ASIAN K	NATIVE HAWAIIAN OR OTHER PACIFIC ISLANDER L	AMERICAN INDIAN OR ALASKAN NATIVE M	TWO OR MORE RACES N	
Officials and Administrators	1. \$0.1-15.9	0	0	0	0	0	0	0	0	0	0	0	0	0	0	0
	2. 16.0-19.9	0	0	0	0	0	0	0	0	0	0	0	0	0	0	0
	3. 20.0-24.9	0	0	0	0	0	0	0	0	0	0	0	0	0	0	0
	4. 25.0-32.9	0	0	0	0	0	0	0	0	0	0	0	0	0	0	0
	5. 33.0-42.9	0	0	0	0	0	0	0	0	1	1	0	0	0	0	2
	6. 43.0-54.9	0	0	1	0	1	0	0	0	4	0	0	0	0	0	6
	7. 55.0-69.9	0	0	6	1	0	0	0	0	9	5	0	0	0	0	21
	8. 70.0 Plus	1	1	16	3	2	0	0	0	11	7	1	0	0	0	42
Professionals	9. \$0.1-15.9	0	0	0	0	0	0	0	0	0	0	0	0	0	0	
	10. 16.0-19.9	0	0	0	0	0	0	0	0	0	0	0	0	0	0	
	11. 20.0-24.9	0	0	0	0	0	0	0	0	0	0	0	0	0	0	
	12. 25.0-32.9	0	1	9	3	0	0	0	0	24	9	1	0	0	0	47
	13. 33.0-42.9	2	3	14	5	1	0	0	0	21	16	2	0	0	0	64
	14. 43.0-54.9	1	0	22	2	3	0	0	0	54	21	4	0	0	2	109
	15. 55.0-69.9	2	0	23	9	0	0	0	0	16	9	1	0	0	0	60
16. 70.0 Plus	0	0	27	3	4	0	0	0	15	4	4	0	0	0	57	
Technicians	17. \$0.1-15.9	0	0	0	0	0	0	0	0	0	0	0	0	0	0	
	18. 16.0-19.9	0	0	1	0	0	0	0	0	0	0	0	0	0	0	1
	19. 20.0-24.9	0	0	1	2	1	0	0	0	0	0	0	0	0	0	4
	20. 25.0-32.9	0	1	24	6	0	0	0	0	7	15	1	0	0	0	54
	21. 33.0-42.9	2	2	19	11	3	0	0	0	6	7	0	0	0	0	50
	22. 43.0-54.9	1	0	17	2	2	0	1	0	3	4	0	0	0	0	30
	23. 55.0-69.9	0	0	4	2	0	0	0	0	0	0	0	0	0	0	6
	24. 70.0 Plus	0	0	1	0	0	0	0	0	0	0	0	0	0	0	1
Protective Service Workers	25. \$0.1-15.9	0	0	0	0	0	0	0	0	0	0	0	0	0	0	
	26. 16.0-19.9	0	0	0	0	0	0	0	0	0	0	0	0	0	0	0
	27. 20.0-24.9	0	0	0	0	0	0	0	0	0	0	0	0	0	0	0
	28. 25.0-32.9	0	0	0	0	0	0	0	0	0	0	0	0	0	0	0
	29. 33.0-42.9	0	0	0	0	0	0	0	0	0	0	0	0	0	0	0
	30. 43.0-54.9	0	0	0	0	0	0	0	0	0	0	0	0	0	0	0
	31. 55.0-69.9	0	0	0	0	0	0	0	0	0	1	0	0	0	0	1
	32. 70.0 Plus	0	0	0	0	0	0	0	0	0	0	0	0	0	0	0
Paraprofessionals	33. \$0.1-15.9	0	0	0	0	0	0	0	0	0	0	0	0	0	0	
	34. 16.0-19.9	0	0	0	0	0	0	0	0	0	0	0	0	0	0	0
	35. 20.0-24.9	0	1	0	0	0	0	0	0	4	7	1	0	0	0	13
	36. 25.0-32.9	0	0	6	9	0	0	0	0	16	28	0	0	0	0	59
	37. 33.0-42.9	1	0	1	2	0	0	0	0	1	1	1	0	0	0	7
	38. 43.0-54.9	0	1	0	0	0	0	0	0	0	0	0	0	0	0	1
	39. 55.0-69.9	0	0	0	0	0	0	0	0	0	0	0	0	0	0	0
	40. 70.0 Plus	0	0	0	0	0	0	0	0	1	0	0	0	0	0	1
Administrative Support	41. \$0.1-15.9	0	0	0	0	0	0	0	0	0	0	0	0	0	0	
	42. 16.0-19.9	0	0	1	1	0	0	0	0	0	1	0	0	0	0	3
	43. 20.0-24.9	0	1	6	4	1	0	0	1	21	33	3	0	0	1	71
	44. 25.0-32.9	1	1	2	5	0	0	1	0	11	22	1	0	0	1	45
	45. 33.0-42.9	0	0	1	0	0	0	0	0	9	7	1	0	0	0	18
	46. 43.0-54.9	0	0	1	0	0	0	0	0	2	2	0	0	0	0	5
	47. 55.0-69.9	0	0	1	0	0	0	0	0	0	0	0	0	0	0	1
	48. 70.0 Plus	0	0	0	0	0	0	0	0	0	1	0	0	0	0	1

D. EMPLOYMENT DATA AS OF JUNE 30

FUNCTION TYPE 15

1. FULL-TIME EMPLOYEES (Temporary employees are not included)

JOB CATEGORIES	ANNUAL SALARY (In thousands 000)	RACE/ETHNICITY														TOTALS (COLUMN S A-N)
		HISPANIC OR LATINO		NON-HISPANIC OR LATINO												
		MALE A	FEMALE B	MALE						FEMALE						
				WHITE C	BLACK OR AFRICAN AMERICAN D	ASIAN E	NATIVE HAWAIIAN OR OTHER PACIFIC ISLANDER F	AMERICAN INDIAN OR ALASKAN NATIVE G	TWO OR MORE RACES H	WHITE I	BLACK OR AFRICAN AMERICAN J	ASIAN K	NATIVE HAWAIIAN OR OTHER PACIFIC ISLANDER L	AMERICAN INDIAN OR ALASKAN NATIVE M	TWO OR MORE RACES N	
Skilled Craft Workers	49. \$0.1-15.9	0	0	0	0	0	0	0	0	0	0	0	0	0	0	0
	50. 16.0-19.9	0	0	0	0	0	0	0	0	0	0	0	0	0	0	0
	51. 20.0-24.9	0	0	0	0	0	0	0	0	0	0	0	0	0	0	0
	52. 25.0-32.9	1	0	4	0	1	0	0	0	0	0	0	0	0	0	6
	53. 33.0-42.9	2	0	67	9	10	0	0	0	0	0	0	0	0	0	88
	54. 43.0-54.9	0	0	11	0	0	0	0	0	0	0	0	0	0	0	11
	55. 55.0-69.9	0	0	2	0	0	0	0	0	0	0	0	0	0	0	2
	56. 70.0 Plus	0	0	0	0	0	0	0	0	0	0	0	0	0	0	0
Service-Maintenance	57. \$0.1-15.9	0	0	0	0	0	0	0	0	0	0	0	0	0	0	0
	58. 16.0-19.9	0	0	0	0	0	0	0	0	2	2	0	0	0	0	4
	59. 20.0-24.9	0	0	7	7	0	0	0	0	3	7	0	0	0	0	24
	60. 25.0-32.9	2	0	17	11	2	0	0	0	5	0	1	0	0	0	38
	61. 33.0-42.9	1	0	2	2	0	0	0	0	1	0	0	0	0	0	6
	62. 43.0-54.9	0	0	1	0	0	0	0	0	0	0	0	0	0	0	1
	63. 55.0-69.9	0	0	0	0	0	0	0	0	0	0	0	0	0	0	0
	64. 70.0 Plus	0	0	0	0	0	0	0	0	0	0	0	0	0	0	0
65. TOTAL FULL TIME (Lines 1-64)	17	12	315	99	31	0	2	1	247	210	22	0	0	4	960	

2. OTHER THAN FULLTIME EMPLOYEES (Including temporary employees)

66.OFFICIALS/ADMIN	0	0	0	1	0	0	0	0	0	0	0	0	0	0	1
67.PROFESSIONALS	0	0	17	2	2	0	0	0	29	8	1	1	0	0	60
68.TECHNICIANS	0	0	0	3	2	0	0	0	1	4	0	0	0	0	10
69.PROTECTIVE SERVICE	0	0	1	18	0	0	0	0	3	7	0	0	0	0	29
70.PARA-PROFESSIONAL	0	0	0	0	0	0	0	0	0	0	0	0	0	0	0
71.ADMIN. SUPPORT	0	4	15	11	1	0	0	2	43	38	3	1	0	1	119
72.SKILLED CRAFT	0	0	0	0	0	0	0	0	0	0	0	0	0	0	0
73.SERVICE/MAINTENANCE	0	0	4	60	0	0	0	1	8	117	0	0	0	1	191
74. TOTAL OTHER THAN FULL TIME (Lines 66-73)	0	4	37	95	5	0	0	3	84	174	4	2	0	2	410

3. NEW HIRES DURING FISCAL YEAR Permanent full time only JULY 1 - JUNE 30

75.OFFICIALS/ADMIN	0	0	3	0	0	0	0	0	2	0	0	0	0	0	5
76.PROFESSIONALS	0	2	9	1	1	0	0	0	15	8	1	0	0	2	39
77.TECHNICIANS	1	5	4	2	0	0	0	0	6	4	0	0	0	0	22
78.PROTECTIVE SERVICE	0	0	0	0	0	0	0	0	0	0	0	0	0	0	0
79.PARA-PROFESSIONAL	1	2	0	0	0	0	0	0	2	2	0	0	0	0	7
80.ADMIN. SUPPORT	1	1	6	2	0	0	0	0	9	14	0	1	0	2	36
81.SKILLED CRAFT	1	0	14	3	1	0	0	0	0	0	0	0	0	0	19
82.SERVICE/MAINTENANCE	3	0	11	3	0	0	1	0	4	2	0	0	0	0	24
83. TOTAL NEW HIRES (Lines 75-82)	7	10	47	11	2	0	1	0	38	30	1	1	0	4	152

REMARKS (List National Crime Information Center (NCIC) number assigned to any Criminal Justice Agencies whose data are included in this report)

LIST AGENCIES INCLUDED ON THIS FORM

Description of Agency		Description of Agency		Description of Agency		Description of Agency		Description of Agency	
<input type="checkbox"/>	Ambulance	<input type="checkbox"/>	Dog Control	<input checked="" type="checkbox"/>	Library	<input type="checkbox"/>	Outstation	<input type="checkbox"/>	Vehicle Maintenance
<input checked="" type="checkbox"/>	Animal Control	<input type="checkbox"/>	Emergency Services	<input type="checkbox"/>	Liquor Commission	<input checked="" type="checkbox"/>	Parking Service	<input checked="" type="checkbox"/>	Veteran Services
<input type="checkbox"/>	Cemetery	<input type="checkbox"/>	Manpower	<input type="checkbox"/>	Paramedics	<input type="checkbox"/>	Warehouse Inspector	<input type="checkbox"/>	Youth Bureau
<input type="checkbox"/>	CETA	<input type="checkbox"/>	Human Resources	<input type="checkbox"/>	Mechanical Maintenance	<input type="checkbox"/>	School for the Retarded	<input type="checkbox"/>	WIN
<input type="checkbox"/>	Civil Defense	<input checked="" type="checkbox"/>	Human Services	<input checked="" type="checkbox"/>	Motor Pool	<input type="checkbox"/>	Shop		
<input type="checkbox"/>	OTHER:								

CERTIFICATION. I certify that the information given in this report is correct and true to the best of my knowledge and was reported in accordance with accompanying instructions. (Willfully false statements on this report are punishable by law, US Code, Title 18, Section 1001.)

NAME OF PERSON TO CONTACT REGARDING THIS FORM		TITLE		
Wayne McGovern		Equal Employment Access Specialist		
ADDRESS (Number and Street, City, State, Zip Code)		TELEPHONE NUMBER	Ext	FAX NUMBER
117 West Duval Street, Suite 350, Jacksonville, FL 32202,		904-630-4230		904-630-1219
DATE	EMAIL	TYPED NAME/TITLE OF AUTHORIZED OFFICIAL		SIGNATURE <input type="checkbox"/>
2015-09-17	mcgovern@coj.net	Wayne McGovern		