



TREE MITIGATION

CITY OF JACKSONVILLE

TREE REMOVAL PERMIT INFORMATION



Click here to search detailed information on Site Clearing and Tree Removal Permits. In reviewing tree removal information on a specific permit for "B" permits click on the Spec 2 tab for "L" permits click on the Tree Mitigation tab.

TREE FUND CITY PLANTING PROJECTS



Click here to search detailed information about City Tree Fund Planting Projects

AVAILABLE FOR APPROPRIATION



15F (Ordinance) \$12,480,465.10
15N (Charter) \$6,834,261.43
Better Jacksonville Plan - Tree Mitigation Project: \$1,717,826.00
Total: \$21,032,552.53

FILE AN ISSUE



Click here to report site clearing or tree removal without a permit, or to request tree maintenance on public property. In the CARE System, select "Tree Remove or Landscape Violation" from the dropdown

Disclaimer: The available for appropriation information shown on this page is as of 09/30/2021.



If you experience difficulty viewing or accessing the documents provided on this site, or navigating the application's main features, using any assistive technology, please contact the Disabled Services Division at 904-630-4940 or 904-630-4933 (TTY) to request an accommodation.

© 2021 - Official City of Jacksonville and Duval County Government Website. All Rights Reserved.

Version: 1.0.0.5

Balance Previous

Meeting

Funds
Combined 22,902,105

Change since previous meeting (1,769,552)

* Primary reason is the posting of budget, related to Ordinance 2021-0455. See "Appropriation Ordinances" sheet

Appropriation Ordinances

Recent Expenditure Appropriations impacting available balance

<u>Fund</u>	<u>Budget Period</u>	<u>Total Budget</u>	<u>Description</u>
15304	10/19/20	2,000,000	Ord. 2019-745 Countywide program - public right of ways
15304	Jan-20	2,000,000	Ord. 2019-880 - Level 2 Tree Planting Program
15304	Feb-20	2,000,000	Ord. 2019-886 - 630-CITY Level 1 Tree Planting Program
15304	Apr-20	72,298	Ord. 2020-0114 -Level 3 Planting - project near Sulzbacher Village Apartments
15304	Apr-20	105,587	Ord. 2020-113 - Level 3 Tree Planting project at Huguenot Park
15304	Jun-20	1,000,000	Ord. 2020-213 - Level 3 Tree Planting Program
15304	Dec-20	2,000,000	2020-0616-E to "630-City Tree Planting Program" to Provide Tree Planting Administered by Public Works in the Public Rights-of-Way in Locations Where Adjacent Property Owners Have Made Requests thru 630-City
15304	Jan-21	2,000,000	2020-0732-E ORD Approp \$2,000,000.00 from the Tree Protection & Related Expenses Trust Fund, 15304, for the Level 2 County-Wide Prog to Provide Tree Planting on Public Land in Duval County Suggested by Individuals or Groups
15304	April -21	2,000,000	2021-0344-E - ORD Approp \$2,000,000 from the Tree Protection & Related Expenses Trust Fund, Fund 15304, for the County-Wide "Remove and Replace" Prog;
15304	9/21/21	2,000,000	2021-0455-E - ORD Approp \$2,000,000.00 from the Tree Protection & Related Expenses Trust Fund, Fund 15304, for the Level 2 County-Wide Prog to Provide Tree Planting on Public Land in Duval County

CITY OF JACKSONVILLE LEVEL 2 TREE PLANTING PROJECTS

ATTACHMENT B

Visit <https://pg-cloud.com/jacksonvillefl/> for City of Jacksonville Tree Project Maps
 Visit jaxtreemaintenance.com - Tree Fund City Projects for links to legislation and planting details

Requesting Entity	Project Scope	Status	Appropriation Amount	Obligated	Contract/Warranty
1 Kensington Association HOA Director	54 trees requested within Kensington Lakes city right of ways along Kensington Gardens Blvd. and Kensington Lakes Dr to replace trees lost due to storm damage/disease. may include removals. Planting Plan pending.	Maintenance/Warranty Complete	\$124,202.62	\$124,202.62	Davey -1/yr
2 Cathedral District Tree Planting	50+ trees requested as Cathedral District (CD7) tree planting. may include removal of damaged/diseased trees. City right of way tree plantings within general proximity but not limited to State St to Catherine St. to Main St. to Adams St. ; site evaluation scheduled	Complete	\$120,371.14		Liberty 2/yr
3 Executive Director, Tree Hill Nature Center	22 trees requested in Tree Hill amphitheater parking area. site plan complete; no removals required. ready for review pending cost estimate per-new countywide tree planting contract.	Maintenance/Warranty Complete	\$21,472.80	\$21,472.80	Liberty 3/mos
4 San Marco Preservation Society and Greenscape, San Marco Tree Planting	102 Trees requested in city right of ways within District 5. includes removal of damaged/diseased trees. site evaluation scheduled	Maintenance/Warranty Complete	\$247,749.52	\$247,749.52	Davey -1/yr
5 Sheffield Elementary School PTA President	10 Trees requested to provide shade for existing play area/field at Sheffield Elementary School. site visit complete - pending design and review.	Installation Complete	\$20,414.48		Davey -1/yr
6 S-Line Biodiversity Corridor Tree Planting	Installation of 25 trees throughout the S-Line Trail Biodiversity Corridor. This will offer additional tree canopy and shade to the trail.	Maintenance/Warranty Complete	\$30,949.40	\$30,949.40	Liberty 3/mos
7 Canopy Place Tree Planting/resident request	Installation of 40 trees in city right of ways and medians to provide additional tree canopy. sound buffer and screening.	Installation Complete	\$117,483.97		Davey -1/yr
8 Sunrise Ridge/resident request	Installation of 40 tree in city right of ways to increase tree canopy as well screening and buffer from adjacent highway.	Maintenance/Warranty Complete	\$107,316.52	\$107,316.52	Davey -1/yr
9 Jacksonville Beach Golf Park/Jax Beach	Installation of 156 trees in city golf course park to increase tree canopy, create screening, and attract wildlife.	Maintenance/Warranty Complete	\$147,562.80	\$147,562.80	Liberty 3/mos
10 Yates Building - Cultural Council of Greater Jacksonville	8 Trees to be installed around renovated fountain at building entrance	Installation Complete	\$38,312.00		Liberty 2/yr
11 City Cemetery - citizen request	18 Trees in right of ways on Lonla St. and Jessie St.	Installation Complete	\$41,350.50		Liberty 2/yr
12 Baymeadows East Association Tree Planting	119 Trees in right of ways and medians on Baymeadows East and Fort Family Regional Park	Installation Complete	\$284,900.07		Davey -1/yr

CITY OF JACKSONVILLE LEVEL 2 TREE PLANTING PROJECTS

Visit <https://bg-cloud.com/jacksonville/> for City of Jacksonville Tree Project Maps
 Visit jaxtreemitigation.coj.net - Tree Fund City Projects for links to legislation and planting details

Requesting Entity	Project Scope	Status	Appropriation Amount	Obligated	Contract/Warranty
13 Cobblestone Homeowners Association/residential requests/HOA	Installation of 105 trees in city right of ways and medians to provide additional tree canopy, sound buffer and screening.	Installation Complete	\$191,322.00		Liberty 2/yr
14 Ed Austin Park Tree Planting/Resident request	115 Trees in right of ways around and within Willowbranch Park	Installation Complete	\$214,822.00		Liberty 2/yr
15 Neptune Beach/Residential requests - City of Neptune	Trees within residential Right of Ways - 47 trees	Installation Complete	\$55,490.00		Liberty 3/mos
16 Nathan Krestul Park - Friends of Krestul Park	Trees within Park - 34 trees	Installation Complete	\$95,580.00		Liberty 2/yr
17 John Gorrie Dog Park/Friends of John Gorrie Dog Park	Trees along Park Right of Way - Buffer - 11 Trees	Installation Complete	\$23,166.00		Liberty 2/yr
18 Alexandria Oaks Park/SMPs and Bolles School request	Trees within Park - 15 trees	Installation Complete	\$28,593.00		Liberty 2/yr
19 Huntington Forest Park/Resident request to CM	Trees along Park Right of Way - Buffer - 15 trees	Installation Complete	\$28,026.00		Liberty 2/yr
20 Love Grove/Willowbranch	Trees in right of ways around and within Willowbranch Park - 51 Trees	Phase 1 Complete	\$93,742.00		Liberty 2/yr
21 Greenland Park/residents adjacent to park	Trees within Park - 53 trees	Installation Complete	\$95,580.00		Liberty 2/yr
22 Harlow Blvd./Resident request	Trees within median on Harlow Blvd. - 47 trees	Installation Complete	\$102,804.00		Liberty 2/yr
23 Atlantic Beach/City of	Trees within Atlantic Beach residential Right of Ways and Parks - 96 trees	Installation Complete	\$194,532.00		Liberty 2/yr
24 Lake Mandarin HOA Tree Planting/Resident request	Trees within 4 HOA's residential Right of Ways and Parks - 94 trees	Installation Complete	\$190,168.00		Liberty 2/yr
25 Tom Marshall Park/Sports Association	Trees within ballpark and right of ways - 39 trees	Installation Complete	\$69,336.00		Liberty 2/yr
26 Boat Ramps/Waterfront Management	Trees within 7 boat ramps and parks - 62 trees	Installation Complete	\$111,132.00		Liberty 2/yr

CITY OF JACKSONVILLE LEVEL 2 TREE PLANTING PROJECTS

Visit <https://pg-cloud.com/JacksonvilleFL> for City of Jacksonville Tree Project Maps
 Visit jaktreemaintenance.com for links to legislation and planting details

Requesting Entity	Project Scope	Status	Appropriation Amount	Obligated	Contract/Warranty
27	Freedom Park/CM & Parks	Trees within newly established park (irrigated) - 38 trees	Installation Complete	\$38,548.00	Liberty 3/mos
28	Blue Cypress Park Restoration/Parks	Trees within park - field restoration - 157 trees	Installation Complete	\$187,154.40	Liberty 3/mos
29	Emerald Trail; Model Mile /Groundwork Jax	Trees and irrigation within medians and ROW's of new trail project - 128 trees	Scheduling	\$531,954.78	Liberty 2/yr
30	Reddie Point Park/CM and Parks	Trees within park - field restoration - 27 trees	Installation Complete	\$53,055.00	Liberty 2/yr
31	Twin Lakes Academy ES/School	Trees within school grounds and ROW - 66 trees	Scheduling	\$122,553.00	Liberty 2/yr
32	Atlantic Beach/City of Atlantic Beach Phase 2	Trees within Atlantic Beach residential Right of Ways and Parks - 133 trees	Pending Inspection	\$164,404.80	Liberty 3/mos
33	Kernan Blvd./CM	Trees within medians and Row of Kernan Blvd. - 132 trees	Scheduling	\$276,722.50	Liberty 2/yr
34	Amelia View/residential	Trees within medians and ROW in Amelia View community - 73 trees	Pending Inspection	\$145,395.00	Liberty 2/yr
35	Whitehouse Park/Parks and residential	Trees within play area and recreational fields. - 29 trees	Scheduling	\$54,594.00	Liberty 2/yr
36	Baker Point Park/Parks and residential	Trees within park undergoing improvements - 8 trees	Scheduling	\$17,091.00	Liberty 2/yr
37	Park St. Rd. Diet/DIA, Prosser	Trees and irrigation within right of way and median undergoing construction improvements - 104 trees	Scheduling	\$399,526.00	Liberty 2/yr
38	Fort Caroline Rd. Tree Planting	Trees within right of way along Fort Caroline Rd. 66 trees	Scheduling	\$165,793.50	2-Year Warranty
39	Norfolk Soutel Tree Planting	Trees within medians and right of way along Norfolk Blvd. 36 trees	Scheduling	\$85,000.00	2-Year Warranty
40	Jax Beach Park and ROW	Trees within parks and right of way. 150 trees	Scheduling	\$277,789.50	2-Year Warranty
41	Gold Star Family Memorial Highway	Trees within retention pond and right of way. 200 trees	In Progress	\$466,296.00	2-Year Warranty

Level 3 Program - Project Scope Review Meeting

Eligible Applicant must meet with Tree Commission Staff to review the project location and scope. Multiple meetings may be required to complete the scoping process. Approval of the Project Scope by staff is required prior to initiation of Contract Work.

Applicant must be prepared to provide the following site data:

1. Project boundaries;
2. Name of public agency that owns and manages the property on which the Project will be located;
3. Existing improvements on the property on which the Project will be located (Aerial map or survey with existing improvements);
4. Known site limitations such as location of easements and overhead powerlines, underground utilities and drainage features.
5. Proposed location of trees to be planted (conceptual plan and written description is acceptable).
6. Estimated number of trees to be planted.

Applicant must score the project for eligibility under the Tree Fund Criteria and provide:

1. Written description of project benefit to the public and the public agency that owns and manages the property.
2. Tree Fund Eligibility Form, identifying that the:
 - a. Project provides unique benefit to the neighborhood, Council District or City;
 - b. Project is supported by the public agency that owns and manages the property;
 - c. Project expenditures are eligible for payment from the Tree Fund.
 - d. Whether Project is located within a Tree Enhancement District established by the Tree Commission, including blighted areas.

Applicant must identify its proposed role in the project's success:

1. Proposed role in project management, coordination, inspections and meetings;
2. Proposed role of volunteers and Applicant's staff in the project;
3. Proposed use of professional consultants (resume of individual(s) required) and relationship between Applicant and any proposed consultants.


Applicant shall provide the estimated fees for items 1, 2 and 3, including hourly rates for proposed consultants and Applicant hours and expenses.

Staff Review of Proposed Project Scope

Staff shall schedule a meeting with the Applicant within 10 days of receipt of the application. The Applicant shall present the proposed Project at the initial meeting. Staff shall assist in coordinating communication between public agencies affected by the proposed project and may schedule a meeting that includes representatives from impacted agencies. At the conclusion of the initial

Tree Commission Appointees

Appointee Name	Category	Council District	Appointing Authority	Term Begin Date	Term End Date	Reappt Eligible	Term Limit
Chris Flagg	Landscape Architect	AL Group 2	Mayor 2018-35A; 2020-539	3/5/2018; 9/22/2020	12/31/2019; 12/31/2021	Y	2
Rhodes Robinson	Environmental Organization	AL Group 2	Council 2017-738; Council President 2021-0027	12/1/2017; 2/17/2021	12/31/2019; 12/31/2021	Y	2
Susan Fraser	Attorney/ <u>Urban Planner</u>	AL Group 5	Council President 2021-0032-A	2/9/2021	12/31/2021	Y	2
Curtis Hart	<u>Builder/Developer or Real Estate Professional</u>	AL Group 4	Council 2017-718A; 2021-0033-A	11/20/2017; 2/9/2021	12/31/2020; 12/31/2021	Y	2
Mike Robinson	Botanist/Arborist/Forester or Horticulturist	AL Group 4	Mayor 2018-851	11/27/2018	12/31/2020	Y	2
Ron Salem	Council Designee		Council President	6/30/2019	6/30/2021		
John Pappas	Public Works Designee						



PROGRESS REPORT




NOVEMBER 17, 2021

Liberty Landscape Supply Growth

- Initial Contract Award
 - 40 employees
- Current Headcount
 - 95 employees
- Commercial facility – New Kings Road
 - Equipment Inventory:
 - 7 trucks
 - 4 tractors
 - 3 water trailers




Liberty Landscape Supply – Commercial Division



Overall Program Statistics



Trees planted –
7,000+



Trees replaced – approximately
450




Survivability Rate –
93.6%



2019

approximately 1,000 trees
planted



2020

approximately 3,300 trees
planted



2021

approximately 2,700
trees planted to date

Trees Planted per Year



90-DAY WARRANTY vs. 2-YEAR WARRANTY:

- 90 day successful when proper care is given post warranty
- 2 year beneficial across the City

630-CITY:

- Customer requests
- Location changes
- Tree change requests
- Proper care by customer
- Vandalism

Level 2 Projects



MOSH



Gold Star



Yates

Lessons Learned



Water/Irrigation



Maintenance



Training



Labor



Equipment



Tracking warranty



Timing related issues

Locate coordination

MOT scheduling

Space

Looking Ahead



Benefits of good long-term planning will result in successful projects




Focused on continue partnership with City



Commitment to make the City success with this program

Questions?



**JACKSONVILLE TREE COMMISSION'S
LEVEL 3 TREE PLANTING PROGRAM
PRE-APPLICATION PROCEDURES**

1. PROJECT SCOPE REVIEW MEETING

- A. Eligible Applicant must meet with the Tree Commission Staff ("Staff") to review location and scope of proposed Project.
- B. At the meeting, Applicant must be prepared to identify the following:
 1. Project boundaries;
 2. Public agency that owns and manages the property;
 3. Site limitations;
 4. Type and number of trees;
 5. Proposed use of volunteers;
 6. Project visibility to the public and if an enhancement to a blighted area; and
 7. Public benefit of the Project.
- C. Staff submits written response to Applicant within 1 week of meeting, approving Project scope with conditions, if any, or recommending selection of another Project, if issues with the proposed Project are not easily resolved. If Project scope is approved, Applicant must prepare a Conceptual Project Plan for the next meeting.

2. CONCEPTUAL PROJECT PLAN REVIEW MEETING

- A. Applicant must meet with Staff, and the agency representative for the owner of the property where the Project will take place, to review the Applicant's Conceptual Project Plan.
- B. Applicant must provide:
 1. Conceptual Project Plan showing: location of proposed trees, identified by number, symbol or acronym; approximate quantity of trees; tree size; and tree type. This information is to be prepared on a base sheet, indicating existing structures and trees, and where new trees are to be provided. Base sheet may be a plan drawing or aerial photo and should be generally to scale, but this is not an absolute requirement.
 2. Description of Scope of Work including:
 - a. Plant Schedule;
 - b. Tree or other obstruction removal;
 - c. Soil replacement;
 - d. Irrigation;
 - e. Use of volunteers;
 - f. Services provided by owner or others;
 - g. Maintenance requirements; and
 - h. Any other information requested by Staff in the Project Scope Review Meeting or that the Applicant feels may be needed.

- C. Staff submits written review comments of conceptual design to Applicant within 1 week of the Conceptual Project Plan meeting for incorporation into Schematic Planting Plan that will be submitted with Level 3 Application.

3. SCHEMATIC PLAN REVIEW

- A. Applicant prepares Schematic Planting Plan to include in Level 3 Application, drawn to scale by a Florida registered Landscape Architect, along with the other Exhibits required by the Application, clearly showing the information required in the Conceptual Design Plan phase and incorporating staff review comments.

- 4. LEVEL 3 APPLICATION SUBMITTAL** – See the Level 3 Tree Planting Program Application Instructions and Process Guide for further information.

Shade Shortage

THE SHADE PROVIDED BY A LEAFY TREE ON a hot summer day is not an equal-opportunity resource. Lower-income neighborhoods in the United States have significantly fewer trees—and as a result, steamier temperatures—compared with wealthier locales, according to an analysis by Robert McDonald, a lead scientist for The Nature Conservancy. McDonald and his colleagues compared tree cover in cities, towns and suburbs nationwide and found that in 92% of communities, poor neighborhoods had fewer trees than wealthier ones. On average, low-income blocks had 15% fewer trees, and were 2.7 degrees Fahrenheit hotter, than their wealthier counterparts.

Trees produce shade that prevents pavement from absorbing heat from the sun. They also lower air temperature through transpiration, the process of releasing water through their leaves. With fewer trees to produce these cooling benefits, low-income

Many low-income neighborhoods lack trees—causing temperatures to climb

blocks are feeling the heat. The gap is particularly wide in the northeastern United States, which continues to struggle with the country's legacy of racial segregation and zoning laws that pushed lower-income residents into dense urban centers. In Providence, Rhode Island, researchers found the greatest temperature difference of 10 degrees Fahrenheit between low-income and more moneyed neighborhoods—a disparity tightly correlated with variation in tree cover. "In the United States, we've done a pretty bad job of distributing nature in an equitable way," McDonald says.

Closing the tree gap would mean planting some 62 million trees. It's a big investment, but it would benefit an estimated 42 million people in low-income neighborhoods. "We know our cities will get hotter, and heat waves will get more frequent and intense," McDonald says. "Trees are one of the best climate-adaptation strategies we have." —K.W.

CHICAGO



AVERAGE INCOME ABOVE \$52,951



AVERAGE INCOME BELOW \$26,265

LOS ANGELES



AVERAGE INCOME ABOVE \$49,101



AVERAGE INCOME BELOW \$21,179

NEW YORK



AVERAGE INCOME ABOVE \$59,109



AVERAGE INCOME BELOW \$27,895

SUN BLOCKS: Researchers mapped tree cover and summer surface temperatures for almost 6,000 communities across the United States, then overlaid those maps with U.S. Census data on income, race and ethnicity. Neighborhoods with an average per-capita income in the bottom 25% for the city (maps on the right of each pairing) were lacking in tree cover compared with neighborhoods with per-capita income in the top 25% (maps on the left).