

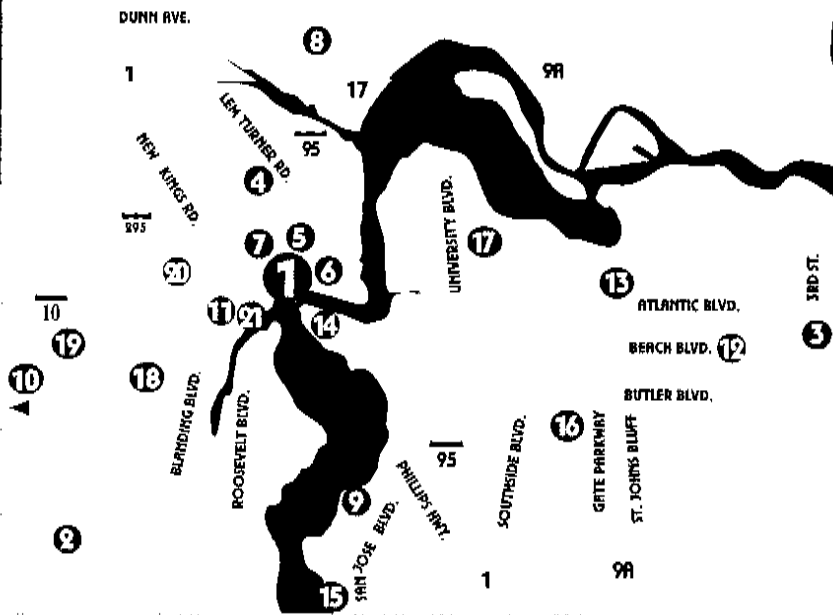


## **Neighborhood Safety and Stability Subcommittee Meeting 02/05/08**

This set of handouts contains information that was distributed at the Neighborhood Safety and Stability Subcommittee Meeting on February 5, 2008 and includes the following items:

- Jacksonville Public Library (JPL) hours and locations sheet; JPL program and computer usage data
- Memo from Councilman Kevin Hyde re: legislation to reduce the violent crime rate in Jacksonville
- COJ Parks data, including attendance and operating costs
- Maps by sub-sector of Jacksonville, indicating locations of parks, churches, schools, libraries and community centers

# Jacksonville Public Library Hours & Locations



1. Main Library: 630-2665  
303 N. Laura St. • TDD 630-2740 • Florida Relay 711  
Mon. - Thurs. 9 am - 8 pm • Fri. & Sat. 9 am - 6 pm  
Sun. 1 pm - 6 pm
2. Argyle Branch: 573-3164  
7973 Old Middleburg Rd. S.  
Mon. & Tues. 12 noon - 9 pm • Wed. - Sat. 10 am - 6 pm  
Sun. Closed
3. Beaches Branch: 241-1141  
600 3rd St., Neptune Beach  
Mon. - Thurs. 10 am - 9 pm • Fri. & Sat. 10 am - 6 pm  
Sun. 1 pm - 6 pm\*
4. Bradham • Brooks Northwest Branch: 765-5402  
1755 Edgewood Ave. W.  
Mon. - Thurs. 10 am - 9 pm • Fri. & Sat. 10 am - 6 pm  
Sun. Closed
5. Brentwood Branch: 630-0924  
3725 Pearl St.  
Mon., Wed., Thurs., Fri. 10 am - 6 pm • Tues. 12 noon - 8 pm  
Sat. & Sun. Closed
6. Brown Eastside Branch: 630-5466  
1390 Harrison St.  
Mon., Wed., Thurs., Fri. 10 am - 6 pm • Tues. 12 noon - 8 pm  
Sat. & Sun. Closed
7. Graham Branch: 630-0922  
2304 N. Myrtle Ave.  
Mon. & Tues. 12 noon - 9 pm • Wed. - Sat. 10 am - 6 pm  
Sun. Closed
8. Highlands Branch: 757-7702  
1826 Dunn Ave.  
Mon. - Thurs. 10 am - 9 pm • Fri. & Sat. 10 am - 6 pm  
Sun. 1 pm - 6 pm\*
9. Mandarin Branch: 262-5201  
3330 Kori Rd.  
Mon. - Thurs. 10 am - 9 pm • Fri. & Sat. 10 am - 6 pm  
Sun. Closed
10. Maxville Branch: 289-7563  
8375 Maxville Blvd.  
Mon. & Tues. 12 noon - 9 pm • Wed. - Sat. 10 am - 6 pm  
Sun. Closed

11. Murray Hill Branch: 384-2665  
918 Edgewood Ave. S.  
Mon. & Tues. 12 noon - 9 pm  
Wed. - Sat. 10 am - 6 pm • Sun. Closed
12. Pablo Creek Regional Branch: 992-7101  
13295 Beach Blvd.  
Mon. - Thurs. 10 am - 9 pm  
Fri. & Sat. 10 am - 6 pm • Sun. Closed
13. Regency Square Branch: 726-5142  
9900 Regency Square Blvd.  
Mon. - Thurs. 10 am - 9 pm  
Fri. & Sat. 10 am - 6 pm • Sun. Closed

14. San Marco Branch: 858-2907  
1513 LaSalle St.  
Mon. & Tues. 12 noon - 9 pm • Wed. - Sat. 10 am - 6 pm  
Sun. Closed
15. South Mandarin Branch: 288-6385  
12125 San Jose Blvd.  
Mon. - Thurs. 10 am - 9 pm • Fri. & Sat. 10 am - 6 pm  
Sun. 1 pm - 6 pm\*
16. Southeast Branch: 996-0325  
10599 Deerwood Park Blvd.  
Mon. - Thurs. 10 am - 9 pm • Fri. & Sat. 10 am - 6 pm  
Sun. Closed

## Talking Books for the Blind & Physically Handicapped:

Main Library • 303 N. Laura St. • Conference Level  
630-1999 • TDD 630-2740 • Florida Relay 711  
Mon. - Fri. 9 am - 5 pm

17. University Park Branch: 744-2265  
3435 University Blvd. N.  
Mon. & Tues. 12 noon - 9 pm • Wed. - Sat. 10 am - 6 pm  
Sun. Closed
18. Webb Wesconnett Branch: 778-7305  
6887 103rd St.  
Mon. - Thurs. 10 am - 9 pm • Fri. & Sat. 10 am - 6 pm  
Sun. 1 pm - 6 pm\*
19. West Regional Branch: 693-1448  
1425 Chaffee Rd. S.  
Mon. - Thurs. 10 am - 9 pm • Fri. & Sat. 10 am - 6 pm  
Sun. Closed
20. Westbrook Branch: 384-7424  
2809 Commonwealth Ave.  
Mon. 12 noon - 8 pm • Tues. - Fri. 10 am - 6 pm  
Sat. & Sun. Closed
21. Willowbranch Branch: 381-8490  
2875 Park St.  
Mon., Tues., Fri. & Sat. 10 am - 6 pm  
Wed. & Thurs. 12 noon - 9 pm • Sun. Closed

\* Closed on Sundays in June and July except for Main

JACKSONVILLE PUBLIC LIBRARY  
Statistics 2006-2007

UNIT	ADDRESS	HOURS	Square Footage	PUBLIC COMPUTERS		PROGRAMS PRESENTED			PROGRAM ATTENDANCE			Visitor Count	SERVICES
				ADULT	YOUTH Teen & Child	ADULT	TEEN (13-18 yrs.)	CHILDREN (Infant-12 yrs.)	ADULT	TEEN (13-18 yrs.)	CHILDREN (Infant-12 yrs.)		
Main Library	303 N. Laura Street	Mon-Thurs 9am-8pm Fri-Sat 9am-6pm Sun 1pm-6pm	297,510	175	31	2,014	212	1,413	12,469	6,034	58,656	807,745	
Argyle Branch	7973 Old Middleburg Rd. S.	Mon-Tues. 12 noon-9 pm Wed-Sat 10am-6pm Sun Closed	15,000	22	23	28	48	150	880	562	4,107	139,215	
Beaches Branch	600 Third Street	Mon-Thurs 10am-9pm Fri-Sat 10am-6pm Sun 1pm-6pm	25,450	24	6	53	42	253	621	374	8,512	271,972	
Brentwood Branch	3725 Pearl Street	Mon-Wed-Thurs-Fri 10am-6pm Tues 12 noon-8pm Sat-Sun Closed	9,300	7	7	3	21	370	56	347	5,207	58,039	ASPIRE center for elementary grades
Brown Eastside Branch	1390 Harrison Street	Mon-Wed-Thurs-Fri 10am-6pm Tues 12 noon - 8pm Sat-Sun Closed	4,165	7	9	48	57	335	225	1,755	5,411	89,753	ASPIRE center for elementary grades
Graham Branch	2304 N. Myrtle Ave.	Mon-Tues. 12 noon-9 pm Wed-Sat 10am-6pm Sun Closed	8,000	17	12	5	7	290	37	38	3,341	124,646	ASPIRE center for elementary grades
Highlands Branch	1826 Dunn Avenue	Mon-Thurs 10am-9pm Fri-Sat 10am-6pm Sun 1pm-6pm	35,300	24	20	8	30	211	259	337	4,437	253,940	
Mandarin Branch	3330 Kori Road	Mon-Thurs 10am-9pm Fri-Sat 10am-6pm Sun Closed	26,000	22	6	46	99	326	423	2,073	11,600	267,000	
Maxville Branch	8375 Maxville Rd.	Mon-Tues. 12 noon-9 pm Wed-Sat 10am-6pm Sun Closed	8,500	20	9	74	57	163	648	1,805	3,177	34,706	
Murray Hill Branch	918 Edgewood Ave. S.	Mon-Tues. 12 noon-9 pm Wed-Sat 10am-6pm Sun Closed	7,300	10	6	5	20	203	247	1,363	3,425	130,344	
Bradham-Brooks Northwest	1755 Edgewood Ave. W.	Mon-Thurs 10am-9pm Fri-Sat 10am-6pm Sun Closed	25,800	22	10	16	19	110	172	185	2,713	139,605	
Pablo Creek Regional	13295 Beach Blvd.	Mon-Thurs 10am-9pm Fri-Sat 10am-6pm Sun Closed	40,000	46	33	160	134	222	1,563	1,688	4,484	302,615	
Regency Square Branch	9900 Regency Square Blvd.	Mon-Thurs 10am-9pm Fri-Sat 10am-6pm Sun Closed	28,000	26	9	24	125	214	638	4,472	13,026	318,869	
San Marco Branch	1513 LaSalle Street	Mon-Tues. 12 noon-9 pm Wed-Sat 10am-6pm Sun Closed	11,440	22	12	10	14	175	56	222	2,931	145,705	
Southeast Branch	10599 Deerwood Park Blvd.	Mon-Thurs 10am-9pm Fri-Sat 10am-6pm Sun Closed	54,493	38	22	5	14	463	134	221	19,112	351,478	
South Mandarin Branch	12125 San Jose Blvd.	Mon-Thurs 10am-9pm Fri-Sat 10am-6pm Sun 1pm-6pm	25,000	22	23	77	112	455	611	6,960	12,830	246,187	
University Park Branch	3435 University Blvd. N.	Mon-Tues. 12 noon-9 pm Wed-Sat 10am-6pm Sun Closed	15,000	31	15	12	21	259	281	558	6,822	217,868	
Webb Wesconnett Branch	6887 103rd Street	Mon-Thurs 10am-9pm Fri-Sat 10am-6pm Sun 1pm-6pm	28,775	28	20	29	35	357	1,152	402	8,806	366,722	
Westbrook Branch	2809 Commonwealth Ave.	Mon-12 noon - 8 pm Tues-Fri 10am-6pm Sat-Sun Closed	3,863	8	12	0	4	257	0	28	3,600	56,001	ASPIRE center for elementary grades
West Regional	1425 Chaffae Road South	Mon-Thurs 10am-9pm Fri-Sat 10am-6pm Sun Closed	50,000	40	35	28	90	317	499	5,078	10,941	252,280	
Willowbranch	2875 Park Street	Mon-Tues-Fri-Sat 10am-6pm Wed-Thurs 12 noon-9pm Sun Closed	8,650	13	6	3	4	308	25	44	6,101	125,246	

\*All locations are full service providing materials in variety of formats; library card registration and renewal; materials check-in and check-out; meeting rooms; reference assistance (in person and by phone); volunteer opportunities; internet and wi-fi access

\*After School Programs Inspire Reading Enrichment



**OFFICE OF THE CITY COUNCIL**

**KEVIN E. HYDE**  
COUNCILMAN AT LARGE, GROUP 4  
PHONE (904) 830-1398  
FAX (904) 830-2908

SUITE 426, CITY HALL  
117 WEST DUVAL STREET  
JACKSONVILLE, FL 32202  
E-MAIL: KHYDE@COJ.NET

February 4, 2008

**MEMORANDUM**

**TO:** Committee Members, Public Health and Safety Committee  
**FROM:** Kevin E. Hyde  
**RE:** Legislation to reduce the violent crime rate in Jacksonville

---

As we discussed at our previous PHS meetings and as the outcome of our public hearings, the committee's expressed goal was to put forth legislation to reduce the violent crime rate in Jacksonville by January 31, 2008. Today's meeting is the first meeting following that deadline, and I have attached a draft piece of legislation for your consideration and review. The attached proposed legislation has not been filed. I am distributing it to you today to give you time to read it before the next PHS meeting. At our next meeting, I would like to discuss the proposed legislation. I look forward to hearing your comments at that time. Thank you for your time.

1 Introduced by Council Member Hyde and the Public Health & Safety  
2 Committee:

3  
4 **ORDINANCE 2008-**

5 AN ORDINANCE REGARDING CRIME PREVENTION AND  
6 ENFORCEMENT, ESTABLISHING A JACKSONVILLE  
7 CITIZEN AND NEIGHBORHOOD SAFETY INITIATIVE;  
8 MAKING FINDINGS; REQUESTING STATISTICAL CRIME  
9 COMMISSION REPORTS FROM THE SHERIFF;  
10 REQUESTING THE MAYOR TO PROVIDE ENHANCED  
11 FUNDING FOR JUVENILE ASSESSMENT CENTERS, EX-  
12 OFFENDER EMPLOYMENT, AND TEEN CURFEW  
13 ENFORCEMENT; ESTABLISHING A PRIORITY  
14 POPULATION FOR PAST AND POTENTIAL VICTIMS AND  
15 PERPETRATORS OF CRIME, AS CONTEMPLATED BY  
16 CHAPTER 118 (PUBLIC SERVICE APPROPRIATIONS),  
17 ORDINANCE CODE; SETTING FORTH CITY POLICY  
18 REGARDING LAW ENFORCEMENT CONCERNS; PROVIDING  
19 FOR ENHANCED AND UNIFORM PUBLIC SERVICE  
20 PROGRAM REPORTING; PROVIDING FOR THE  
21 ESTABLISHMENT OF GOALS AND STANDARDS;  
22 PROVIDING AN EFFECTIVE DATE.

23  
24 **WHEREAS**, the central priority of any government is to provide  
25 for and ensure the safety of its citizens, without regard to race,  
26 gender, economic status, location and all other demographic  
27 factors; and

28 **WHEREAS**, Jacksonville, like other communities around America  
29 is experiencing a rising and unacceptable crime rate, particularly  
30 in murder and other violent crimes; and

31 **WHEREAS**, crime creates social, moral and economic damage; and

1       **WHEREAS**, the City of Jacksonville finds rising crime rates and  
2 their concomitant losses in quality of life to be wholly  
3 unacceptable, and an experience causing the City of Jacksonville,  
4 as a great city with great and caring citizens of all races and  
5 creeds, to be strong enough as a community to do something about;  
6 and

7       **WHEREAS**, this ordinance provides an initiative for crime  
8 prevention, and calls for crime reduction; now therefore

9       **BE IT ORDAINED** by the Council of the City of Jacksonville:

10       **Section 1.        Jacksonville Citizen and Neighborhood Safety**  
11 **Initiative.** This ordinance shall be known as the Jacksonville  
12 Citizen and Neighborhood Initiative

13       **Section 2.        Statistical Report from Sheriff.** Accurate and  
14 easily understandable crime data is necessary to establish budget  
15 and policy priorities. Therefore, on or before July 15, 2008 the  
16 Sheriff of Duval County shall provide the Council with specific  
17 data showing year-to-date crime statistics, including juvenile  
18 arrests, the number of homicides, the number of aggravated or  
19 violent crimes, rate of violent crimes including murder, sexual  
20 assault, robbery and aggravated assault, suspect and victim's age,  
21 race and gender, comparisons against previous years, data showing  
22 locations where crimes occurred grouped by zip code or City Council  
23 district, and other data deemed important by the Sheriff to present  
24 a clear, concise and accurate picture of crimes committed in Duval  
25 County.

26       **Section 3.        Juvenile Assessment Center.** The Mayor shall  
27 consider including in his Fiscal 2008-2009 budget adequate funding  
28 for operation of a Juvenile Assessment Center in 2008-2009. The  
29 Mayor may include resources available from other sources, including  
30 state or federal funding, in meeting this funding obligation.

1           **Section 4. Employment of Ex-Offenders.** On or before May 15,  
2 2008 the Council shall consider a program providing for employment  
3 of ex-offenders. This program shall include methods for  
4 encouraging and obtaining employers in the private sector to  
5 participate, providing employment opportunities for ex-offenders  
6 within the City of Jacksonville's consolidated government, and  
7 adequate resources to market and operate such a program. It is the  
8 stated goal of the Council that (#) ex-offenders be employed or  
9 obtain employment through the program referenced in this section  
10 during the period October 1, 2008 - September 30, 2009.

11           **Section 5. Priority Populations for Public Service**  
12 **Grants.** In accordance with Chapter 118 (Public Service  
13 Appropriations), *Ordinance Code*, there is hereby established as a  
14 priority, for purposes of evaluating public service grant  
15 applications, that past and potential victims and perpetrators of  
16 crime (as assisted by programs necessary to deter crime) be  
17 declared a Priority Population, to the extent organizations seeking  
18 funds are addressing public safety and crime prevention.

19           **Section 6. City Policy for Police Enforcement Strategies.**  
20 Without intending to intrude upon the sovereignty and jurisdiction  
21 of the Sheriff, as established by the Constitution of the State of  
22 Florida, Florida Statutes and the Charter of the City of  
23 Jacksonville, the City of Jacksonville expresses its policy  
24 priorities that the City and the Sheriff:

25           (a) Deploy police personnel at least, if not more,  
26 proportionately in those areas where incidents of violent crime  
27 occurs;

28           (b) Increase the seizure of firearms used or possessed  
29 illegally;

30           (c) Increase the service of felony warrants;

1 (d) Target specific violent criminals and disrupt violent  
2 crime patterns through deployment of plainclothes tactical squads;

3 (e) Increase proactive patrol in high crime neighborhoods by  
4 redirecting agency resources, including but not limited to  
5 reassigning administrative personnel to perform community policing  
6 and patrol;

7 (f) Prevent and reduce juvenile crimes through truancy  
8 sweeps, curfew sweeps and targeting known juvenile offenders;

9 (g) Target for arrest those individuals engaging in drug  
10 related criminal activities and repeat offenders;

11 (h) Strengthen municipal ordinances on anti-drug loitering  
12 activity;

13 (i) Develop and provide, based on lawful and successful  
14 programs elsewhere, a "consent to search for guns" activity or  
15 program;

16 (j) Increase emphasis on promoting local/federal  
17 collaboration in bringing federal prosecution to bear, and to  
18 provide for stiffer penalties and sentencing for drug and gun  
19 related crimes.

20 (k) Review and as necessary revise laws providing for tenants  
21 to be evicted if they can be held accountable for crime committed  
22 within public housing or at private rental dwellings.

23 (l) Utilizing the Office of the Sheriff, appropriate City  
24 departments, and the Office of General Counsel, increase the use of  
25 public nuisance complaints and actions to provide safer  
26 environments in housing units and neighborhoods.

27 (m) Review whether additional jail facilities are needed, and  
28 the manner in which new facilities can be funded.

29 The City Council shall reinforce these priorities through its  
30 appropriation process by, among other things, determining whether  
31 the Sheriff has provided tangible improvements or results in these



1 areas as the City council considers the Sheriff's annual budget  
2 request.

3 **Section 7. Program Reporting.** Notwithstanding anything  
4 in Chapter 118 (Public Service Appropriations), *Ordinance Code*, or  
5 in any other ordinance to the contrary, all taxpayer funded  
6 community based treatment/intervention programs operating within  
7 Jacksonville shall be subject to a uniform reporting format  
8 developed by the Sheriff's Department so as to ensure that  
9 performance is easily measured and accounted for.

10 **Section 8. Goals and Standards.** The Mayor, in  
11 consultation with the Sheriff, is urged to propose for enactment  
12 specific crime reduction goals, and to emphasize how the Executive  
13 Branch and the Sheriff will be measured against these goals (i.e.  
14 what efforts the departments of the City and the Sheriff's Office  
15 will make toward meeting these goals).

16 **Section 9. Consideration of the Mayor's Crime Prevention**  
17 **Strategies.** The Council shall consider, in conjunction with this  
18 legislation or independently, specific crime prevention strategies  
19 that may be proposed by the Mayor as part of the *Jacksonville*  
20 *Journey* program.

21 **Section 10. Effective Date.** This Ordinance shall  
22 become effective upon signature by the Mayor or upon becoming  
23 effective without the Mayor's signature.

24  
25  
26 Form Approved:  
27  
28  
29

30 \_\_\_\_\_  
Office of General Counsel

31 Legislation Prepared By: Steven E. Rohan

32 G:\SHARED\LEGIS.CC\2008\ord\Hyde.PHS.Crime Legislation.DOC



- Community-Staffed
- Community/Senior
- Partnership Agreements
- Community-Unstaffed
- Meeting Facility Only
- Unavailable
- Senior

Locator #	Category	CD	Zip Code	Center	Address	Club Rec	Summer Camp	Specialty Programming	Community meetings	Rentals	Gymnasium	Special Events	Turnkey	Partnership Mgmt	Meeting/Rental Attendance	Other Attendance	Program Attendance	Total Facility Attendance	Total Facility Exposures	Program Staff Cost	Program Equipment and Supplies Cost	Program Operational Cost *	Other Operating Costs**	Total Operational Cost *	Comments
1	●	5	32207	Balis	1513 LaSalle St.	x	x	x	x	x					103	1	355	459	11,277	\$54,029	\$6,650	\$60,679	\$71,502	\$132,181	
2	●	8	32218	Bethesda	10790 Key Haven Blvd.			x	x	x					209	6	485	700	22,308	\$26,115	\$2,227	\$28,342	\$7,636	\$35,978	
3	●	10	32208	Beverly Hills	4511 Portsmouth Dr.	x			x						15	6	130	151	3,740	\$12,036	\$2,071	\$14,107	\$30,227	\$44,334	
4	●	1	32216	Blue Cypress	4012 University Blvd.	x	x	x	x	x		x			82	0	896	978	19,933	\$67,068	\$5,357	\$72,425	\$59,736	\$132,161	
5	●	6	32257	Burnett Center	3740 Burnett Park Road	x	x	x	x	x					98	90	524	712	10,569	\$52,597	\$4,540	\$57,137	\$25,995	\$83,132	
6	●	8	32208	Carvill	1302 Carvill Avenue	x	x	x		x		x			0	0	95	95	1,075	\$12,586	\$1,265	\$13,851	\$16,904	\$30,755	
7	●	12	32221	Cecil Gym	13531 Lake Newman St.			x			x				0	0	237	237	55,427	\$199,696	\$45,772	\$245,468	\$0	\$245,468	Full service fitness facility
8	●	12	32221	Cecil Recreation	13951 Normandy Blvd.		x	x	x	x		x			256	62	496	814	13,498	\$60,272	\$6,099	\$66,371	\$84,628	\$150,999	
9	●	10	32208	Charles Clark	8793 Sibbald Road	x	x	x	x	x		x			72	27	295	394	9,929	\$59,081	\$6,282	\$65,363	\$16,576	\$81,939	
10	●	8	32209	Clanzel T. Brown	4545 Moncrief Road	x	x	x	x	x		x			111	0	300	411	18,482	\$34,812	\$3,926	\$38,738	\$37,221	\$75,959	
11	●	4	32207	Cuba Hunter	4830 Bedford Road	x	x	x	x	x	x	x			65	11	787	863	13,472	\$59,784	\$7,235	\$67,019	\$64,473	\$131,492	
12	●	11	32219	Dinsmore	7330-01 Civic Club Dr.	x	x	x	x	x		x			82	9	320	411	9,480	\$49,464	\$6,282	\$55,746	\$42,864	\$98,610	
13	●	9	32205	Edith B. Ford	2839 West Beaver St.	x	x	x	x	x		x			115	30	363	508	10,267	\$54,079	\$6,282	\$60,361	\$27,798	\$88,159	
14	●	8	32209	Emmel Reed	1093 West 6th St.	x	x	x	x	x	x	x			81	0	370	451	24,512	\$30,225	\$5,501	\$35,726	\$63,875	\$99,601	
15	●	10	32208	Forestview	4203 Kenndle Dr.			x							0	0	161	161	3,800	\$24,300	\$0	\$24,300	\$19,979	\$44,279	
16	●	9	32207	H.T. Jones	3856 Grant Road	x	x	x	x	x		x			159	0	862	1,021	8,546	\$25,676	\$6,282	\$31,958	\$68,748	\$100,706	
17	●	9	32209	Johnnie Walker	2500 West 20th St.	x	x	x	x	x		x			79	0	251	330	7,940	\$44,448	\$5,949	\$50,397	\$38,120	\$88,517	
18	●	7	32208	Joseph Lee	5120 Perry St.	x		x	x	x		x			84	35	204	323	8,930	\$33,584	\$2,852	\$36,436	\$27,398	\$63,834	
19	●	12	32221	Julian Barrs	9800 Crystal Springs Rd.	x	x	x	x	x		x			76	24	345	445	8,315	\$49,293	\$4,873	\$54,166	\$37,707	\$91,873	
20	●	10	32210	M.L. Gibbs	6974 Wilson Boulevard	x	x	x	x	x	x	x			162	0	821	983	23,696	\$111,254	\$69,888	\$181,142	\$38,569	\$219,711	
21	●	12	32244	McGirts	8435 118th St.	x	x	x	x	x		x			82	0	449	531	10,480	\$40,821	\$4,540	\$45,361	\$51,402	\$96,763	
22	●	14	32205	Murray Hill Art	4327 Kerle St.	x	x	x							0	0	148	148	17,116	\$20,734	\$4,579	\$25,313	\$57,174	\$82,487	
23	●	11	32218	Oceanway	12215 Sago Avenue W.	x	x	x	x	x		x			104	65	378	547	12,375	\$55,913	\$5,872	\$61,785	\$19,197	\$80,982	
24	●	7	32206	Robert Kennedy	1133 Ionia St.	x	x	x	x	x	x	x			242	33	415	690	5,838	\$29,628	\$3,722	\$33,350	\$16,812	\$50,162	
25	●	4	32246	Windy Hill	10445 Anders Blvd.	x	x	x	x	x		x			67	175	246	488	9,538	\$44,877	\$4,169	\$49,046	\$65,647	\$114,693	

\*Total operating cost includes annualized staffing costs, seasonal staffing, and supplies and equipment. Cost does not include maintenance.

\*\*Other operating costs includes administrative, custodial and outreach costs. Cost does not include maintenance or public buildings costs.

- Community-Staffed
- Community/Senior
- Partnership Agreements
- Community-Unstaffed
- Meeting Facility Only
- Unavailable
- Senior

Locator #	Category	CD	Zip Code	Center	Address	Club Rec	Summer Camp	Specialty Programming	Community meetings	Rentals	Gymnasium	Special Events	Turnkey	Partnership Mgmt	Meeting/Rental Attendance	Other Attendance	Program Attendance	Total Facility Attendance	Total Facility Exposures	Program Staff Cost	Program Equipment and Supplies Cost	Program Operational Cost *	Other Operating Costs**	Total Operational Cost *	Comments
26	●	2	32225	District II Ctr	11751 McCormick Road				x					x											Police Athletic League (PAL)
27	●	7	32206	Eastside	1050 Franklin St.				x					x											PAL
28	●	7	32206	Glen Myra	1429 Winthrop St.				x					x				1,569	1,569						Heart for Children
29	●	9	32254	Mallison	3133 Lenox Ave.				x					x						\$24,525		\$24,525		\$24,525	PAL, RCS provides one staff member
30	●	9	32209	Mitchell	1010 Acorn St.				x					x											Osnald Calizaire Sr. Youth
31	●	8	32209	Simonds Johnson	3730 Moncrief Road				x					x											Tony Boselli Youth Foundation
32	●	9	32209	Westside	1083 Line St.				x					x				1,118	1,118						United Congregation for Community Dev
33	●	3	32216	Beachwood	11758 Marina Dr.				x						76										
34	●	11	32226	Black Hammock	15770 Sawpit Road				x	x			x		459							\$570		\$570	
35	●	8	32219	Cisco Gardens	4238 Jones Road				x	x					400							\$1,200		\$1,200	
36	●	1	32277	Ft. Caroline	4131 Ferber Road				x						0			235	\$13,920	\$3,430	\$13,920		\$17,350	Program cost for summer camp	
37	●	8	32209	Joe James	1631 Hurst St.				x	x					240						\$0		\$0		
38	●	12	32221	Lake Newman	13851 Lake Newman St.				x	x					4,532						\$0		\$0		
39	●	9	32207	Lillian Saunders	2750 Bartley Circle				x	x			x		530						\$1,200		\$1,200		
40	●	12	32221	Normandy	1751 Lindsey Road				x	x					100			101	\$7,830	\$3,430	\$7,830		\$11,260	Program cost for summer camp	
41	●	1	32225	Sunny Acres	9424 Ft. Caroline Road				x	x					0			174	\$11,310	\$3,430	\$11,310		\$14,740	Program cost for summer camp	
42	●	9	32209	Westbrook	905 Westbrook St.				x	x					0			0	\$0	\$0	\$0		\$0		
43	●	7	32218	Harts Road	12399 Harts Road				x				x		1,000							\$1,200		\$1,200	
44	●	11	32250	Mayport	4870 Ocean St.				x						1,400					N/A					
45	●	9	32204	Forest Park	2039 Forest St.																				Contaminated Site
46	●	7	32209	Russell Bill Cook	3800 Jones St.																				RFP posted
47	●	10	32209	Scott Park	2745 Hamilton Circle																				Storage shed for athletic association

\*Total operating cost includes annualized staffing costs, seasonal staffing, and supplies and equipment. Cost does not include maintenance.

\*\*Other operating costs includes administrative, custodial and outreach costs. Cost does not include maintenance or public buildings costs.

- Community-Staffed
- Community/Senior
- Partnership Agreements
- Community-Unstaffed
- Meeting Facility Only
- Unavailable
- Senior

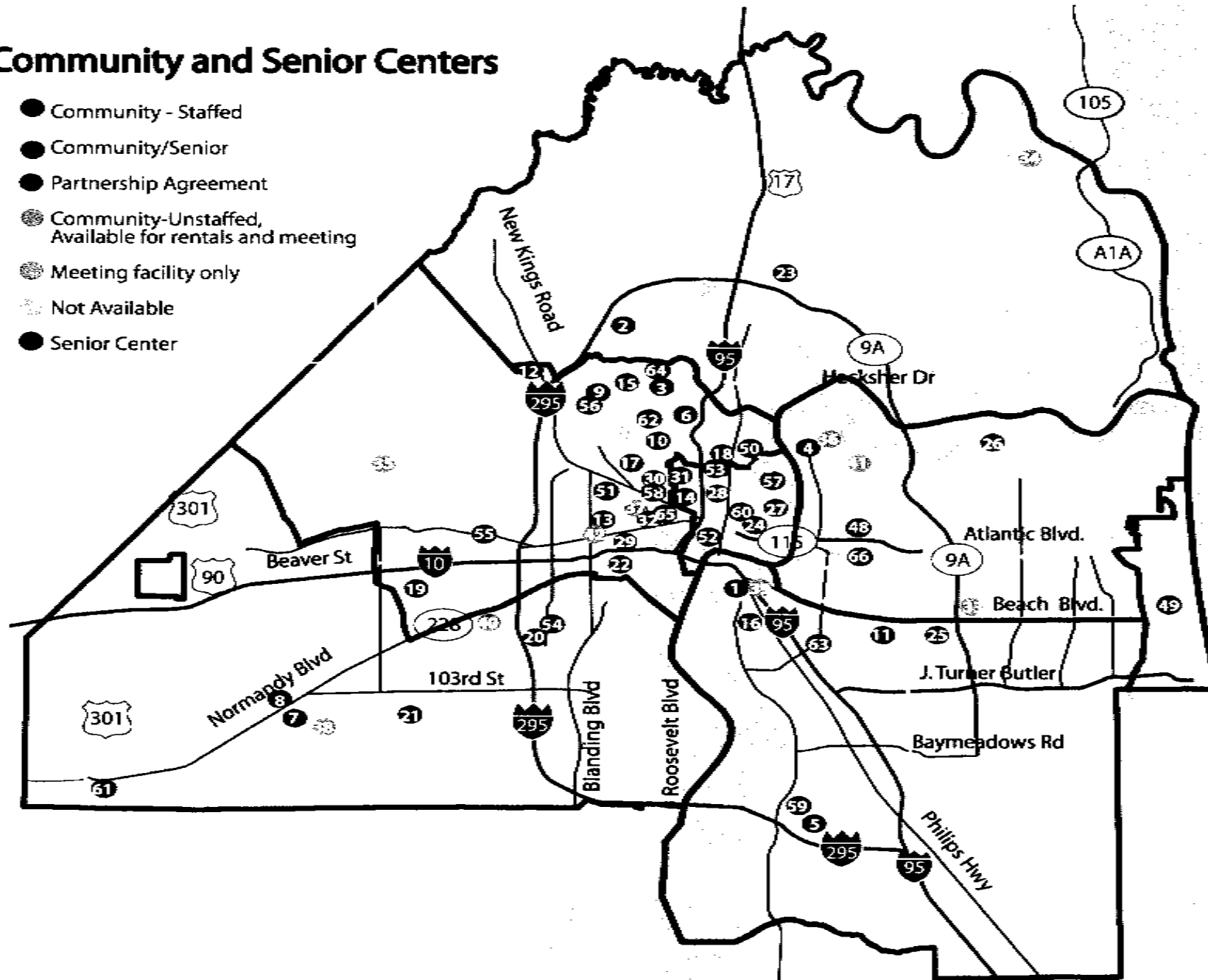
Locator #	Category	CD	Zip Code	Center	Address	Club Rec	Summer Camp	Specialty Programming	Community meetings	Rentals	Gymnasium	Special Events	Turnkey	Partnership Mgmt	Meeting/Rental Attendance	Other Attendance	Program Attendance	Total Facility Attendance	Total Facility Exposures	Program Staff Cost	Program Equipment and Supplies Cost	Program Operational Cost *	Other Operating Costs**	Total Operational Cost *	Comments	
48	●	1	32211	Arlington	1078 Rogero Road																					
49	●	3	32250	Beaches	281 19th Ave. S.																					
50	●	7	32208	Charlie Joseph	6943 Buffalo Ave.																					
51	●	10	32205	Hammond	3312 W. 12th St.																					
52	●	9	32220	J.S. Johnson	1112 Jackson St.																					
53	●	2	32225	Jim Fortuna	11751 McCormick Road																					
54	●	10	32210	Lane Wiley	6710 Wiley Road																					
55	●	12	32205	Leroy Clemens	55 Jackson Ave.																					
56	●	10	32219	Lincoln Villa	7866 New Kings Road																					
57	●	7	32206	Longbranch	4110 Franklin St.																					
58	●	9	32209	Louis Dinah	1805 Flag St.																					
59	●	6	32257	Mandarin	3848 Hartley Road																					
60	●	7	32206	Mary Singleton	150 East First St.																					
61	●	11	32234	Maxville	10865 Penn Ave.																					
62	●	8	32208	Moncrief	5710 Castellano Ave.																					
63	●			Mt. Carmel	5846 Mt. Carmel Terr.																					
64	●	8	32208	Riverview	9620 Water St.																					
65	●	9	32209	Wallace Smalls	1083 Line St.																					
66	●	2	32211	Woodland Acres	8200 Kona Ave.																					

\*Total operating cost includes annualized staffing costs, seasonal staffing, and supplies and equipment.

\*\*Other operating costs includes administrative, custodial and outreach costs. Cost does not include maintenance or public buildings costs.

## Community and Senior Centers

- Community - Staffed
- Community/Senior
- Partnership Agreement
- Community-Unstaffed, Available for rentals and meeting
- Meeting facility only
- Not Available
- Senior Center



## ●Balis Community Center, 1513 LaSalle St., CD 5

Activity	Avg. Activity Attendance	Actual Attendance	Age Groups**	Days	Times	Revenue	Staff Req	Current staffing	Staffing Cost	Supplies and Services Costs	Total Program Cost
Arts & Crafts	23	3,680	Varies	Varies	Varies	\$0	1	1	\$1,836	\$333	\$2,169
Camps	68	1,972	Youth	M-F	7 am - 6 pm	\$9,000	7	7	\$19,633	\$3,430	\$23,063
Club Rec	22	3,960	Youth/Teen	M-F	3 pm - 6 pm		3	3	\$17,280	\$292	\$17,572
Environmental	56	560							\$80		\$80
Fitness	2	160	Varies	M, W	1pm - 2 pm		1	1	\$1,224	\$1,779	\$3,003
Homeschool	13	360	Youth	Varies	Varies		1	1	\$1,740	\$370	\$2,110
Meetings	N/A										
Other	4	1,025									
Rentals	103	5,137				\$12,000			\$9,500		\$9,500
Special Events	N/A										
Specialty Program*	68	585	Varies	Varies	Varies		1	1	\$2,736	\$447	\$3,183
		17,439							\$54,029	\$6,652	\$60,681

\*Specialty Programs include dance, theater, martial arts, seniors, mommie and me, and more.

\*\*Youth: 6-12 / Teen: 13-17 / Adult: 18 & up / Senior: 55 & older

● Bethesda Community Center; 10790 Key Haven Blvd., CD 8

Activity	Avg. Activity Attendance	Actual Attendance	Age Groups**	Days	Times	Revenue	Staff Req	Current staffing	Staffing Cost	Supplies and Services Costs	Total Program Cos
Arts & Crafts	N/A										
Camps	N/A										
Club Rec	N/A										
Environmental	N/A										
Fitness	51	10,608	Varies				1	1	\$765.00	\$1,779	\$2,544
Homeschool	N/A										
Meetings	130	6,760	Adult				1	1	\$3,900.00		\$3,900
Other	6	1,605									
Rentals	79	5,644				\$18,250.00	1	1	\$14,700.00		\$14,700
Special Events	N/A										
Specialty Program*	225	11,700	Varies				1	1	\$6,750.00	\$447	\$7,197
		36,317							\$26,115	\$2,227	\$28,342

\*Specialty Programs include dance, theater, martial arts, seniors, mommie and me, and more.

\*\*Youth: 6-12 / Teen: 13-17 / Adult: 18 & up / Senior: 55 & older



## ● Beverly Hills Community Center; 4511 Portsmouth Dr., CD 10

Activity	Avg. Activity Attendance	Actual Attendance	Age Groups**	Days	Times	Revenue	Staff Req	Current staffing	Staffing Cost	Supplies and Services Costs	Total Program Cost
Arts & Crafts	N/A										
Camps	N/A										
Club Rec	15	2,700	Youth	M-F	3-6pm	none	1	1	\$9,180	\$292	\$9,472
Environmental	30						1	1	\$48		\$48
Fitness	70	1,040	Varies	M-Th	Varies	none	1	1	\$2,448	\$1,779	\$4,227
Homeschool	N/A										
Meetings	15	270	Varies	Varies	Varies		1	1	\$360		\$360
Other	6	1,683									
Rentals	N/A										
Special Events	N/A										
Specialty Program*	N/A										
		5,693							\$12,036	\$2,071	\$14,107

\*Specialty Programs include dance, theater, martial arts, seniors, mommie and me, and more.

\*\*Youth: 6-12 / Teen: 13-17 / Adult: 18 & up / Senior: 55 & older

●Blue Cypress 4012 Univerist Blvd. N., CD 1

Activity	Avg. Activity Attendance	Actual Attendance	Age Groups**	Days	Times	Revenue	Staff Req	Current staffing	Staffing Cost	Supplies and Services Costs	Total Program Cost
Arts & Crafts	N/A										
Camps	120	3,480	Youth	M-F	7am-6pm	\$6,600	8	8	\$21,982	\$3,430	\$25,412
Club Rec	36	6,480	Youth/Teen	M-F	3pm-6pm	none	3	3	\$26,460	\$292	\$26,752
Enviromental	97						1	1	\$80		\$80
Fitness	N/A										
Homeschool	260	8,748	Varies	M-F	Varies	none	2	1	\$76	\$370	\$446
Meetings	N/A										
Other		0									
Rentals	82	6,561				\$20,125	1	1	\$16,300		\$16,300
Special Events	255	255					4	4	\$332	\$1,265	\$1,597
Speciality Program*	49	970					1	1	\$1,838	\$0	\$1,838
		26,494							\$67,068	\$5,357	\$72,425

\*Specialty Programs include dance, theater, martial arts, seniors, mommie and me, and more.

\*\*Youth: 6-12 / Teen: 13-17 / Adult: 18 &amp; up / Senior: 55 &amp; older

## ●Burnett Community Center, 3740 Burnett Park Road, CD 6

Activity	Avg. Activity Attendance	Actual Attendance	Age Groups**	Days	Times	Revenue	Staff Req	Current staffing	Staffing Cost	Supplies and Services Costs	Total Program Cost
Arts & Crafts	N/A										
Camps	120	3,480	Youth	M-F	7am-6pm	\$18,000	8	8	\$21,982	\$3,430	\$25,412
Club Rec	21	3,780	Youth	M-F	3-6pm		3	3	\$17,280	\$292	\$17,572
Environmental	85						1	1	\$80		\$80
Fitness	N/A										
Homeschool	56	1,476	Youth	T, W, Th	1-3pm		1	1	\$1,620	\$370	\$1,990
Meetings	11	64	All	Varies	Varies		1	2	\$540		\$540
Other	90	23,521									
Rentals	87	4,000				\$9,975	1	1	\$7,675		\$7,675
Special Events	N/A										
Specialty Program*	144	1,833	All	Varies	Varies		3	1	\$3,420	\$447	\$3,867
		38,154							\$52,597	\$4,540	\$57,137

\*Specialty Programs include dance, theater, martial arts, seniors, mommie and me, and more.

\*\*Youth: 6-12 / Teen: 13-17 / Adult: 18 & up / Senior: 55 & older

● Carvill Community Center, 1302 Carvill Ave., CD 8

Activity	Avg. Activity Attendance	Actual Attendance	Age Groups**	Days	Times	Revenue	Staff Req	Current staffing	Staffing Cost	Supplies and Services Costs	Total Program Cost
Arts and Crafts	N/A										
Camps	35	1,015	Youth	M-F	7 am - 6 pm	\$5,250	4	4	\$12,586		\$12,586
Club Rec	NA										
Environmental	NA										
Fitness	N/A										
Homeschool	N/A										
Meetings	N/A										
Other	NA										
Rentals	N/A										
Special Events	60	60	Varies				4	4	\$332	\$1,265	\$1,597
Specialty Program*	N/A										
		1,075							\$12,918	\$1,265	\$14,183

\*Specialty Programs include dance, theater, martial arts, seniors, mommie and me, and more.

\*\*Youth: 6-12 / Teen: 13-17 / Adult: 18 & up / Senior: 55 & older

● Cecil Gym and Fitness Center\*\*\*; 13531 Lake Newman Street; CD 12

Activity	Avg. Activity Attendance	Actual Attendance	Age Groups**	Days	Times	Revenue	Staff Req	Current staffing	Staffing Cost	Supplies and Services Costs	Total Program Cost
Arts & Crafts	N/A										
Camps	74	370	Youth	M-F	9am - 12pm	\$970	1	1	\$900	\$0	\$900
Club Rec	N/A										
Enviromental	N/A										
Fitness	156	54,917	13 and Over	M - Su	7am - 8pm	\$107,333	7	6	\$199,696	\$45,772	\$245,468
Homeschool	N/A										
Meetings	N/A										
Other		0									
Rentals	N/A										
Special Events	N/A										
Specialty Program*	7	140	Senior	M	10:30am-11:30am	\$0	1	1	\$380	\$0	\$380
		55,427									

\*Specialty Programs include dance, theater, martial arts, seniors, mommie and me, and more.

\*\*Youth: 6-12 / Teen: 13-17 / Adult: 18 & up / Senior: 55 & older

\*\*\*Only full service Fitness Facility

● Cecil Community Center, 13611A Normandy Blvd, CD 12

Activity	Avg. Activity Attendance	Actual Attendance	Age Groups**	Days	Times	Revenue	Staff Req	Current staffing	Staffing Cost	Supplies and Services Costs	Total Program Cost
Arts & Crafts	N/A										
Camps*	42	126	Youth	M-F	7am-6pm	\$6,840	4	4	\$14,674	\$3,505	\$18,179
Club Rec	N/A										
Enviromental	13	104	All	M	9am-10am	\$0	1	1	\$152	\$0	\$152
Fitness	N/A										
Homeschool	148	3,020	Youth/Teen	M-Th	10:30am-12:30pm	\$0	2	1	\$11,760	\$600	\$12,360
Meetings	48	624	Varies	Varies	Varies	\$0	1	1	\$1,843	\$0	\$1,843
Other	62	16,181									
Rentals	110	5,830	All	Sa,Su	Varies	\$22,625	2	2	\$21,315	\$0	\$21,315
Special Events****	96	384	Varies	Varies	Varies	\$0	2 to 8	1 to 7	\$3,345	\$0	\$3,345
Specialty Program***	39	3,410	Varies	Varies	Varies	\$175	1 to 2		\$7,183	\$1,994	\$9,177
		29,679									

\*Camps include Summer Enrichment only. Summer Camp cap per session 40

\*\*Youth: 6-12 / Teen: 13-17 / Adult: 18 & up / Senior: 55 & older

\*\*\*Specialty Programs - Sr. Coffee Time, Mommy and Me, Tenn Council and Computer Classes

\*\*\*\*Special Events - Holiday Celebration, Sr. Breakfast, Spring Break Spree Days, Holiday Blast Camp. Holiday Celebration and Sr. Breakfast supplies (food) all

## ● Charles Clark Community Center, 8793 Sibbald Road, CD 10

Activity	Avg. Activity Attendance	Actual Attendance	Age Groups**	Days	Times	Revenue	Staff Req	Current staffing	Staffing Cost	Supplies and Services Costs	Total Program Cost
Arts and Crafts	20	180	Youth	T	4 - 5pm		1	1	\$684	\$333	\$1,017
Camps	59	1,711	Youth	M-F	7am - 6pm	\$9,000	5	5	\$14,007	\$3,430	\$17,437
Club Rec	33	5,940	Youth	M-F	3 - 6pm		2	2	\$18,360	\$292	\$18,652
Environmental	46	460					1	1	\$80		\$80
Fitness	30	530	Youth/Adult	M-W	Varies		1	1	\$3,240	\$1,779	\$5,019
Homeschool	N/A										
Meetings	N/A										
Other	27	6,980									
Rentals	74	4,605				\$12,850	1	1	\$9,750		\$9,750
Special Events	N/A										
Specialty Program*	33	1,108	Varies	M-TH	Varies		1	1	\$12,960	\$447	\$13,407
		21,514							\$59,081	\$6,282	\$65,363

\*Specialty Programs include dance, theater, martial arts, seniors, mommie and me, and more.

\*\*Youth: 6-12 / Teen: 13-17 / Adult: 18 & up / Senior: 55 & older

● Clanzel T. Brown, 4545 Moncrief Road, CD 8

Activity	Avg. Activity Attendance	Actual Attendance	Age Groups**	Days	Times	Revenue	Staff Req	Current staffing	Staffing Cost	Supplies and Services Costs	Total Program Cost
Arts and Crafts	N/A										
Camps	N/A										
Club Rec	18	3,240	Youth	M-F	3 - 6pm		2	2	\$18,360	\$292	\$18,652
Environmental	18	72					1	1	\$48		\$48
Fitness	52	460	Adult/Senior	Varies	Varies		1	1	\$1,368	\$1,779	\$3,147
Homeschool	N/A								\$0		
Meetings	20	1,040	All	Varies	4:30-6pm		2	2	\$1,836		\$1,836
Other		0									
Rentals	91	2,730				\$6,300.00	1	1	\$4,800		\$4,800
Special Events	43	85					4	4	\$1,056	\$1,407	\$2,463
Specialty Program*	58	14,625	All	Varies	Varies		2	2	\$7,344	\$447	\$7,791
		22,252							\$34,812	\$3,926	\$38,738

\*Specialty Programs include dance, theater, martial arts, seniors, mommie and me, and more.

\*\*Youth: 6-12 / Teen: 13-17 / Adult: 18 &amp; up / Senior: 55 &amp; older



## ● Cuba Hunter Community Center, 4830 Bedford Road, CD 4

Activity	Avg. Activity Attendance	Actual Attendance	Age Groups**	Days	Times	Revenue	Staff Req	Current staffing	Staffing Cost	Supplies and Services Costs	Total Program Cost
Arts & Crafts	N/A										
Camps	88	2,552	Youth	M-F	7 am - 6 pm	\$12,000	7	7	\$19,633	\$3,430	\$23,063
Club Rec	28	5,040	Youth	M-F	3 - 6 pm		2	2	\$18,360	\$292	\$18,652
Environmental	58	580					1	1	\$48		\$48
Fitness	15	600	Varies	M, W	1 - 2 pm		1	1	\$3,420	\$1,779	\$5,199
Homeschool	25	2,500	Youth	T & TH	12:30 - 1:30pm		2	2	\$1,368	\$370	\$1,738
Meetings	N/A										
Other	11	2,798									
Rentals	65	3,485				\$11,475	1	1	\$8,775		\$8,775
Special Events	448	895					4	4	\$2,024	\$916	\$2,940
Specialty Program*	60	1,305	Varies	Varies	Varies		1	1	\$6,156	\$447	\$6,603
		19,755							\$59,784	\$7,235	\$67,019

\*Specialty Programs include dance, theater, martial arts, seniors, mommie and me, and more.

\*\*Youth: 6-12 / Teen: 13-17 / Adult: 18 & up / Senior: 55 & older

## ●Dinsmore Community Center, 7330-01 Civic Club Dr., CD 11

Activity	Avg. Activity Attendance	Actual Attendance	Age Groups**	Days	Times	Revenue	Staff Req	Current staffing	Staffing Cost	Supplies and Services Costs	Total Program Cost
Arts and Crafts	15	525	Youth	M	4 - 5pm		1	1	\$684	\$333	\$1,017
Camps	58	1,682	Youth	M-F	7am - 6pm	\$12,000	5	5	\$15,007	\$3,430	\$18,437
Club Rec	70	12,600	Youth	M-F	3 - 6pm		2	2	\$18,360	\$292	\$18,652
Environmental	64	635					1	1	\$80		\$80
Fitness	11	218	Adult	M-W	Varies		1	1	\$4,104	\$1,779	\$5,883
Homeschool	N/A										
Meetings	N/A										
Other	9	2,211									
Rentals	82	3,050				\$8,975	1	1	\$7,125		\$7,125
Special Events	N/A										
Specialty Program*	20	652	Varies	M & T	Varies		1	1	\$4,104	\$447	\$4,551
		21,573							\$49,464	\$6,282	\$55,746

\*Specialty Programs include dance, theater, martial arts, seniors, mommie and me, and more.

\*\*Youth: 6-12 / Teen: 13-17 / Adult: 18 & up / Senior: 55 & older

● Edith B. Ford, 2839 W. Beaver St., CD 9

Activity	Avg. Activity Attendance	Actual Attendance	Age Groups**	Days	Times	Revenue	Staff Req	Current staffing	Staffing Cost	Supplies and Services Costs	Total Program Cost
Arts and Crafts	13	150	Youth	TH	3 - 4pm		2	1	\$1,224	\$333	\$1,557
Camps	74	2,146	Youth	M-F	7am - 6pm	\$9,000	6	6	\$16,153	\$3,430	\$19,583
Club Rec	32	5,760	Youth	M-F	3 - 6pm		2	1	\$18,360	\$292	\$18,652
Environmental	72	715					1	1	\$80		\$80
Fitness	4	20	Adult	W	am - 12:15pm		1	1	\$855	\$1,779	\$2,634
Homeschool	N/A								\$0		
Meetings	N/A								\$0		
Other	33	8,701									
Rentals	115	6,685				\$13,600	1	1	\$10,675		\$10,675
Special Events	N/A										
Specialty Program*	53	1,476	All	M-F	Varies		2	1	\$6,732	\$447	\$7,179
		25,653							\$54,079	\$6,282	\$60,361

\*Specialty Programs include dance, theater, martial arts, seniors, mommie and me, and more.

\*\*Youth: 6-12 / Teen: 13-17 / Adult: 18 &amp; up / Senior: 55 &amp; older

## ● Emmett Reed Community Center and Gymnasium, 1093 W. 6th St., CD 8

Activity	Avg. Activity Attendance	Actual Attendance	Age Groups**	Days	Times	Revenue	Staff Req	Current staffing	Staffing Cost	Supplies and Services Costs	Total Program Cost
Arts & Crafts	N/A										
Summer Camp	61	1,769	Youth	M-F	7am-6pm	\$15,000	8	8	\$16,356	\$3,430	\$19,786
Club Rec	117	21,060	Youth	M-F	3-6pm	none	3	2	\$11,040	\$292	\$11,332
Enviromental	87	435					1	1	\$80		\$80
Fitness	24	1,248	Varies	M-TH	Varies	none	2	1	\$1,824	\$1,779	\$3,603
Homeschool	N/A										
Meetings	30	4,788									
Other		0									
Rentals	51	360				\$1,275	1-2	1-2	\$925		\$925
Special Events	N/A										
Speciality Programs*	N/A										
		29,660							\$30,225	\$5,501	\$35,726

\*Specialty Programs include dance, theater, martial arts, seniors, mommie and me, and more.

\*\*Youth: 6-12 / Teen: 13-17 / Adult: 18 & up / Senior: 55 & older

● Forestview Community Center, 4203 Kenndle Dr., CD 10

Activity	Avg. Activity Attendance	Actual Attendance	Age Groups**	Days	Times	Revenue	Staff Req	Current staffing	Staffing Cost	Supplies and Services Costs	Total Program Cost
Arts & Crafts	N/A										
Camps	N/A										
Club Rec	N/A										
Environmental	N/A										
Fitness	161	41,860	Adult	Varies	Varies		1	1	\$24,300		\$24,300
Homeschool	N/A										
Meetings	N/A										
Other		0									
Rentals	N/A										
Special Events	N/A										
Specialty Program*	N/A										
		41,860									

\*Specialty Programs include dance, theater, martial arts, seniors, mommie and me, and more.

\*\*Youth: 6-12 / Teen: 13-17 / Adult: 18 & up / Senior: 55 & older

● HT Jones Community Center, 3856 Grant Road, CD 9

Activity	Avg. Activity Attendance	Actual Attendance	Age Groups**	Days	Times	Revenue	Staff Req	Current staffing	Staffing Cost	Supplies and Services Costs	Total Program Cost
Arts & Crafts	20	5,200	Youth	M-F	4 - 5pm		1	1	\$2,700	\$333	\$3,033
Camps	63	1,827	Youth	M-F	7 am - 6 pm	\$9,000	5	5	\$14,007	\$3,430	\$17,437
Club Rec	17	3,060	Youth/Teen	M-F	3 - 6 pm		3	3	\$5,400	\$292	\$5,692
Environmental	106	1,060					1	1	\$80		\$80
Fitness	321	10,998	Varies	M, W	1 - 2 pm		1	1	\$1,080	\$1,779	\$2,859
Homeschool	N/A										
Meetings	117	2,317	Adult	Varies	6 - 7pm		1	1	\$399		\$399
Other	1	93									
Rentals	42	250				\$1,200	1	1	\$900		\$900
Special Events	N/A										
Specialty Program*	176	1,473	Varies	Varies	Varies		1	1	\$1,080	\$447	\$1,527
		26,278							\$25,646	\$6,282	\$31,928

\*Specialty Programs include dance, theater, martial arts, seniors, mommie and me, and more.

\*\*Youth: 6-12 / Teen: 13-17 / Adult: 18 & up / Senior: 55 & older

## ● Johnnie Walker Community Center, 2500 W. 20th St., CD 9

Activity	Avg. Activity Attendance	Actual Attendance	Age Groups**	Days	Times	Revenue	Staff Req	Current staffing	Staffing Cost	Supplies and Services Costs	Total Program Cost
Arts and Crafts	N/A										
Camps	69	2,001	Youth	M-F	7am - 6pm	\$12,000	6	6	\$16,153	\$3,430	\$19,583
Club Rec	21	3,780	Youth	M-F	3 - 6pm		2	2	\$17,545	\$292	\$17,837
Environmental	51	303					1	1	\$80		\$80
Fitness	9	1,200	Adult	MWF	9 - 10am		1	1	\$2,052	\$1,779	\$3,831
Homeschool	N/A										
Meetings	N/A										
Other	58	15,157									
Rentals	79	2,915				\$9,100	1	1	\$7,250		\$7,250
Special Events	N/A										
Specialty Program*	22	2,592	Toddler/Youth	M-TH	Varies		1	1	\$1,368	\$447	\$1,815
		27,948							\$44,448	\$5,949	\$50,397

\*Specialty Programs include dance, theater, martial arts, seniors, mommie and me, and more.

\*\*Youth: 6-12 / Teen: 13-17 / Adult: 18 & up / Senior: 55 & older

## ● Joseph Lee Community Center, 5120 Perry St., CD 7

Activity	Avg. Activity Attendance	Actual Attendance	Age Groups**	Days	Times	Revenue	Staff Req	Current staffing	Staffing Cost	Supplies and Services Costs	Total Program Cost
Arts and Crafts	17	1,800	Youth	T & W	3 - 4pm		2	2	\$2,448	\$333	\$2,781
Camps	NA					\$0			\$0		
Club Rec	27	4,860	Youth	M-F	3 - 6pm		2	2	\$18,360	\$292	\$18,652
Environmental	27	108					1	1	\$32		\$32
Fitness	36	1,260	Youth	T	1:3 - 2:30pm		2	2	\$1,224	\$1,779	\$3,003
Homeschool	NA								\$0		
Meetings	NA								\$0		
Other	35	8,979									
Rentals	84	3,691				\$9,400	1	1	\$7,200		\$7,200
Special Events	NA										
Specialty Program*	13	110	Youth	M-TH	Varies		2	2	\$4,320	\$447	\$4,767
		20,808							\$33,584	\$2,852	\$36,436

\*Specialty Programs include dance, theater, martial arts, seniors, mommie and me, and more.

\*\*Youth: 6-12 / Teen: 13-17 / Adult: 18 & up / Senior: 55 & older



● Julian Barrs Community Center (Crystal Springs), 9800 Crystal Springs Rd, CD 12

Activity	Avg. Activity Attendance	Actual Attendance	Age Groups**	Days	Times	Revenue	Staff Req	Current staffing	Staffing Cost	Supplies and Services Costs	Total Program Cost
Arts & Crafts	39	720	Youth	M-Th	10-11 am		1	1	\$1,904	\$333	\$2,237
Camps	67	1,943	Youth	M-F	7am-6pm	\$18,150	5	5	\$14,935	\$3,430	\$18,365
Club Rec	38	6,840	Youth	M-F	3-6pm		3	2	\$18,360	\$292	\$18,652
Environmental	72	429					1	1	\$80		\$80
Fitness	N/A										
Homeschool	25	900	Youth	Varies	Varies		2	1	\$1,368	\$370	\$1,738
Meetings	N/A										
Other	24	6,210									
Rentals	76	5,800				\$15,150	1	1	\$11,350		\$11,350
Special Events	N/A										
Specialty Program*	28	871	All	Varies	Varies		2	1	\$1,296	\$447	\$1,743
		23,713							\$49,293	\$4,873	\$54,166

\*Specialty Programs include dance, theater, martial arts, seniors, mommie and me, and more.

\*\*Youth: 6-12 / Teen: 13-17 / Adult: 18 & up / Senior: 55 & older

## ● Mary Lena Gibbs Gymnasium, 6974 Wilson Blvd, CD 10

Activity	Avg. Activity Attendance	Actual Attendance	Age Groups**	Days	Times	Revenue	Staff Req	Current staffing	Staffing Cost	Supplies and Services Costs	Total Program Cost
Arts & Crafts	N/A										
Camps	78	2,262	Youth	M-F	7am-6pm	\$18,000	7	7	\$18,705	\$3,430	\$22,135
Club Rec***	106	19,080	Youth	M-F	3-7 pm	\$128,755	8	8	\$87,840	\$65,367	\$153,207
Environmental	156	933					1	1	\$80		\$80
Fitness	N/A										
Homeschool	N/A										
Meetings	62	1,228					1	1	\$612		\$612
Other		0									
Rentals	100	400				\$1,275	1-2	1-2	\$625		\$625
Special Events	300	300							\$332	\$644	\$976
Specialty Program*	19	1,121	All	Varies	Varies		1	1	\$3,060	\$447	\$3,507
		25,324							\$111,254	\$69,888	\$181,142

\*Specialty Programs include dance, theater, martial arts, seniors, mommie and me, and more.

\*\*Youth: 6-12 / Teen: 13-17 / Adult: 18 & up / Senior: 55 & older

\*\*\*This Club Rec is supported by a Grant from the Children's Commission

## ●McGirts Community Center, 8435 118th St, CD 12

Activity	Avg. Activity Attendance	Actual Attendance	Age Groups**	Days	Times	Revenue	Staff Req	Current staffing	Staffing Cost	Supplies and Services Costs	Total Program Cost
Arts & Crafts	N/A										
Camps	100	2,900	Youth	M-F	7am-6pm	\$15,000	8	7	\$18,705	\$3,430	\$22,135
Club Rec	26	4,680	Youth	M-F	3-6pm		2	1	\$9,180	\$292	\$9,472
Environmental	76	453					1	1	\$80		\$80
Fitness	N/A										
Homeschool	20	612	Youth	M/W	1-3pm		1	1	\$1,224	\$370	\$1,594
Meetings	N/A										
Other		0									
Rentals	82	4,615				\$12,200	1	1	\$9,400		\$9,400
Special Events	N/A										
Specialty Program*	145	1,835	All	Varies	Varies		3	2	\$2,232	\$447	\$2,679
		15,095							\$40,821	\$4,540	\$45,361

\*Specialty Programs include dance, theater, martial arts, seniors, mommie and me, and more.

\*\*Youth: 6-12 / Teen: 13-17 / Adult: 18 & up / Senior: 55 & older

## ● Murray Hill Art Center, 4327 Kerle St., CD 14

Activity	Avg. Activity Attendance	Actual Attendance	Age Groups**	Days	Times	Revenue	Staff Req	Current staffing	Staffing Cost	Supplies and Services Costs	Total Program Cost
Arts and Crafts	33	6,864	Youth	T-F	4:30-5:30pm		1	1	\$1,368	\$333	\$1,701
Camps	27	783	Youth	M-F	7am - 4pm	\$5,250	3	3	\$9,106	\$3,430	\$12,536
Club Rec	N/A										
Environmental	N/A										
Fitness	N/A										
Homeschool	73	525	Youth	M-F	1:30-4:30pm		1	1	\$4,104	\$370	\$4,474
Meetings	N/A										
Other	NA										
Rentals	N/A										
Special Events	N/A										
Specialty Program*	15	8,944	All	M-F	Varies		2	1	\$6,156	\$447	\$6,603
		17,116							\$20,734	\$4,581	\$25,315

\*Specialty Programs include dance, theater, martial arts, seniors, mommie and me, and more.

\*\*Youth: 6-12 / Teen: 13-17 / Adult: 18 & up / Senior: 55 & older

● Oceanway Community Center, 12215 Sago Ave. W., CD11

Activity	Avg. Activity Attendance	Actual Attendance	Age Groups**	Days	Times	Revenue	Staff Req	Current staffing	Staffing Cost	Supplies and Services Costs	Total Program Cost
Arts & Crafts	N/A										
Camps	106	3,074	Youth	M-F	7 am - 6 pm	\$15,000	7	7	\$19,633	\$3,430	\$23,063
Club Rec	41	7,380	Youth	M-F	3 - 6 pm		2	2	\$18,360	\$292	\$18,652
Environmental	94	561					1	1	\$80		\$80
Fitness	3	102	Senior	T	11 am - 12 pm		1	1	\$684	\$1,779	\$2,463
Homeschool	30	1,258	Youth	W, Th	11am - 1pm		2	2	\$3,672	\$370	\$4,042
Meetings	25	900	Youth	M-Th	6 - 7pm		1	1	\$684		\$684
Other	65	16,884									
Rentals	79	5,936				\$16,550	1	1	\$12,800		\$12,800
Special Events	N/A										
Specialty Program*	N/A										
		36,095							\$55,913	\$5,872	\$61,785

\*Specialty Programs include dance, theater, martial arts, seniors, mommie and me, and more.

\*\*Youth: 6-12 / Teen: 13-17 / Adult: 18 & up / Senior: 55 & older

## ● Kennedy Community Center and Gymnasium, 1133 Ionia St., CD 7

Activity	Avg. Activity Attendance	Actual Attendance	Age Groups**	Days	Times	Revenue	Staff Req	Current staffing	Staffing Cost	Supplies and Services Costs	Total Program Cost
Arts & Crafts	N/A										
Camps	95	2,755	Youth	M-F	7am-6pm	\$4,750	7	7	\$19,633	\$3,430	\$23,063
Club Rec	15	2,700	Youth	M-F	3 - 6pm	none	1	1	\$8,100	\$292	\$8,392
Enviromental	63	375					1	1	\$80		\$80
Fitness	N/A										
Homeschool	N/A										
Meetings	30	36,352	Adult	Varies	Varies	none	2	2	\$1,440		\$1,440
Other	33	8,616									
Rentals	212	425				\$475	1-2	1-2	\$375		\$375
Special Events	N/A										
Speciality Programs*	N/A										
		51,223							\$29,628	\$3,722	\$33,350

\*Specialty Programs include dance, theater, martial arts, seniors, mommie and me, and more.

\*\*Youth: 6-12 / Teen: 13-17 / Adult: 18 & up / Senior: 55 & older

● Windy Hill Community Center, 10445 Anders Blvd., CD 4

Activity	Avg. Activity Attendance	Actual Attendance	Age Groups**	Days	Times	Revenue	Staff Req	Current staffing	Staffing Cost	Supplies and Services Costs	Total Program Cost
Arts & Crafts	N/A										
Camps	58	1,682	Youth	M-F	7 am - 6 pm	\$9,000	5	5	\$14,007	\$3,430	\$17,437
Club Rec	37	6,660	Youth	M-F	3 - 6 pm		2	2	\$18,360	\$292	\$18,652
Environmental	66	396					1	1	\$80		\$80
Fitness	N/A										
Homeschool	N/A										
Meetings	25	300	Adult		7:30 - 8:30pm		1	1	\$180		\$180
Other	1	175									
Rentals	42	465				\$2,000	1	1	\$1,450		\$1,450
Special Events	N/A										
Specialty Program*	18	800	Varies	Varies	Varies		2	2	\$10,800	\$447	\$11,247
		10,478							\$44,877	\$4,169	\$49,046

\*Specialty Programs include dance, theater, martial arts, seniors, mommie and me, and more.

\*\*Youth: 6-12 / Teen: 13-17 / Adult: 18 & up / Senior: 55 & older

**JaxParks Aquatics Programs - Outdoor**

Aquatics attendance total--includes programs and general pool attendance for 34 outdoor pools = 428,403

Program Participation	Number of Sites	Activity Attendance	Revenue	Expenses
Toddler				
Aqua Tots (2 1/2-5)	5	235	\$9,400	\$3,150
Swim Lessons (Ages 5-12) public lessons--paid	18	799	\$31,960	\$6,063
Swim Lessons (Ages 5-12) COJ Camps- non-paid	13	4,388	\$0	\$29,406
Recreation Swim Team--non paid	19	1,059	\$0	\$23,750
Swimming Clinics (ages 7-14)--paid	3	50	\$2,000	\$382
Hanna Junior Lifeguard Camp	1	72	\$10,600	\$9,874
Swim Meets	2	1,650	\$1,400	\$0
Adult Swim Lessons--paid		57	\$2,280	\$510
<b>Totals FY 2006-2007</b>		<b>8,310</b>	<b>\$57,640</b>	<b>\$73,135</b>

**Note:** (1) Sunny Acres open 6 weeks for camp only



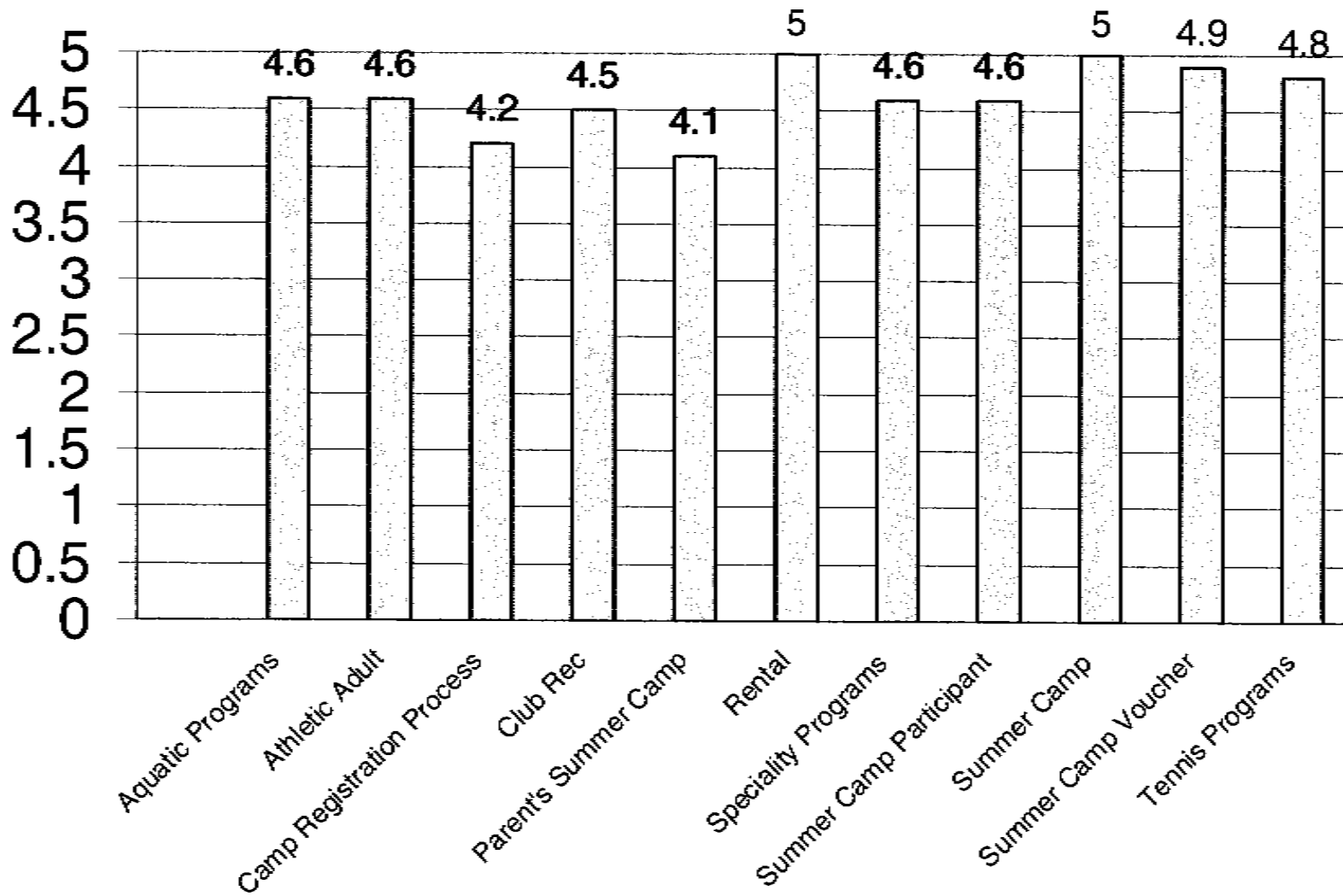
**JaxParks Aquatics Programs - Indoor**

Aquatics attendance total--includes programs and general pool attendance for 1 indoor Aquatic Center = 107,885

Program	Number of Sites	Activity Attendance	Revenue	Expenses
Aqua Tots/Aqua Babies	1	289	\$11,560	\$5,390
Swim Lessons (Ages 5-12) public lessons--paid	1	444	\$17,760	\$3,684
Swim Lessons (Ages 5-12) COJ Camps- non-paid	1	120	\$0	\$996
Recreation Swim Team--non paid	1	91	\$0	\$1,276
Junior Lifeguard Camp	1	77	\$10,250	\$6,353
Swim Meets		20,358	\$13,502	\$11,782
Aqua Aerobics	1	92	\$3,680	\$2,053
Adult Swim Lessons--paid	1	45	\$1,800	\$741
<b>Totals FY 2006-2007</b>		<b>21,516</b>	<b>\$58,552</b>	<b>\$80,068</b>

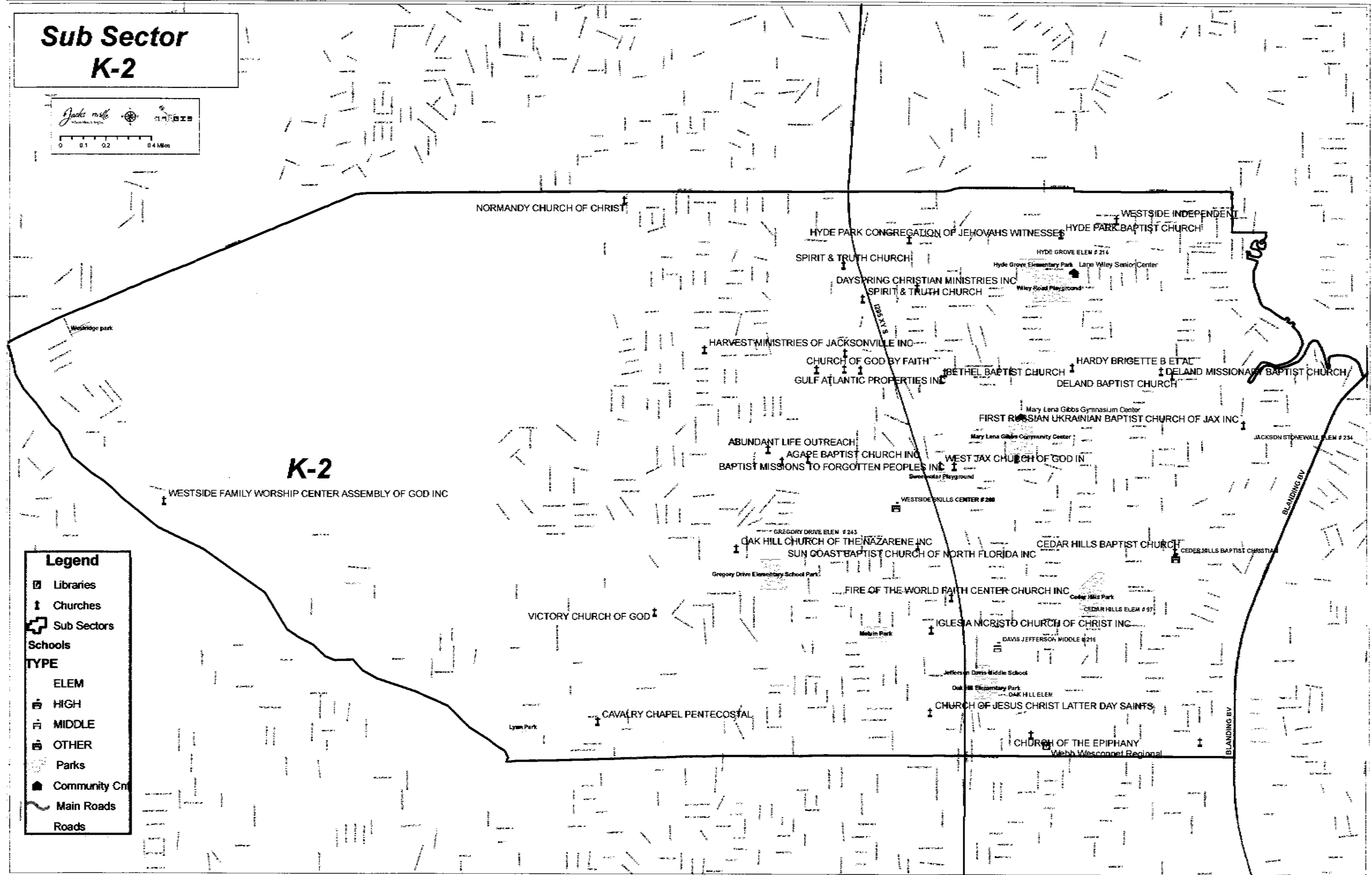
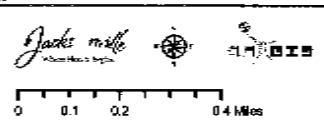
**Note:** (1) Expenses = Hourly rates no benefits, (2)

## Satisfaction Surveys





# Sub Sector K-2



**K-2**

**Legend**

- Libraries
- Churches
- Sub Sectors
- Schools**
- TYPE**
- ELEM
- HIGH
- MIDDLE
- OTHER
- Parks
- Community Cn
- Main Roads
- Roads

NORMANDY CHURCH OF CHRIST

WESTSIDE INDEPENDENT

HYDE PARK CONGREGATION OF JEHOVAHS WITNESSES

HYDE PARK BAPTIST CHURCH

HYDE GROVE ELEM # 214

SPIRIT & TRUTH CHURCH

Hyde Grove Elementary Park

Lane Wiley Senior Center

Wiley Road Playground

DAYSpring CHRISTIAN MINISTRIES INC

SPIRIT & TRUTH CHURCH

HARVEST MINISTRIES OF JACKSONVILLE INC

CHURCH OF GOD BY FAITH

BETHEL BAPTIST CHURCH

HARDY BRIGETTE B ETAL

GULF ATLANTIC PROPERTIES INC

DELAND BAPTIST CHURCH

DELAND MISSIONARY BAPTIST CHURCH

Mary Lena Gibbs Gymnasium Center

FIRST RUSSIAN UKRAINIAN BAPTIST CHURCH OF JAX INC

Mary Lena Gibbs Community Center

JACKSON STONEWALL ELEM # 234

ABUNDANT LIFE OUTREACH

AGAPE BAPTIST CHURCH INC

WEST JAX CHURCH OF GOD IN

BAPTIST MISSIONS TO FORGOTTEN PEOPLES INC

Sweetwater Playground

WESTSIDE SKILLS CENTER # 288

GREGORY DRIVE ELEM # 243

OAK HILL CHURCH OF THE NAZARENE INC

SUN COAST BAPTIST CHURCH OF NORTH FLORIDA INC

CEDAR HILLS BAPTIST CHURCH

CEDAR HILLS BAPTIST CHRISTIAN

Gregory Drive Elementary School Park

FIRE OF THE WORLD FAITH CENTER CHURCH INC

Cedar Hills Park

CEDAR HILLS ELEM # 97

IGLESIA CRISTO CHURCH OF CHRIST INC

DAVIS JEFFERSON MIDDLE # 215

Jefferson Davis Middle School

CHURCH OF JESUS CHRIST LATTER DAY SAINTS

Oak Hill Elementary Park

OAK HILL ELEM

CHURCH OF THE EPIPHANY

Webb Wesconnet Regional

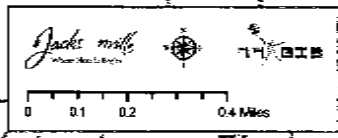
VICTORY CHURCH OF GOD

CAVALRY CHAPEL PENTECOSTAL

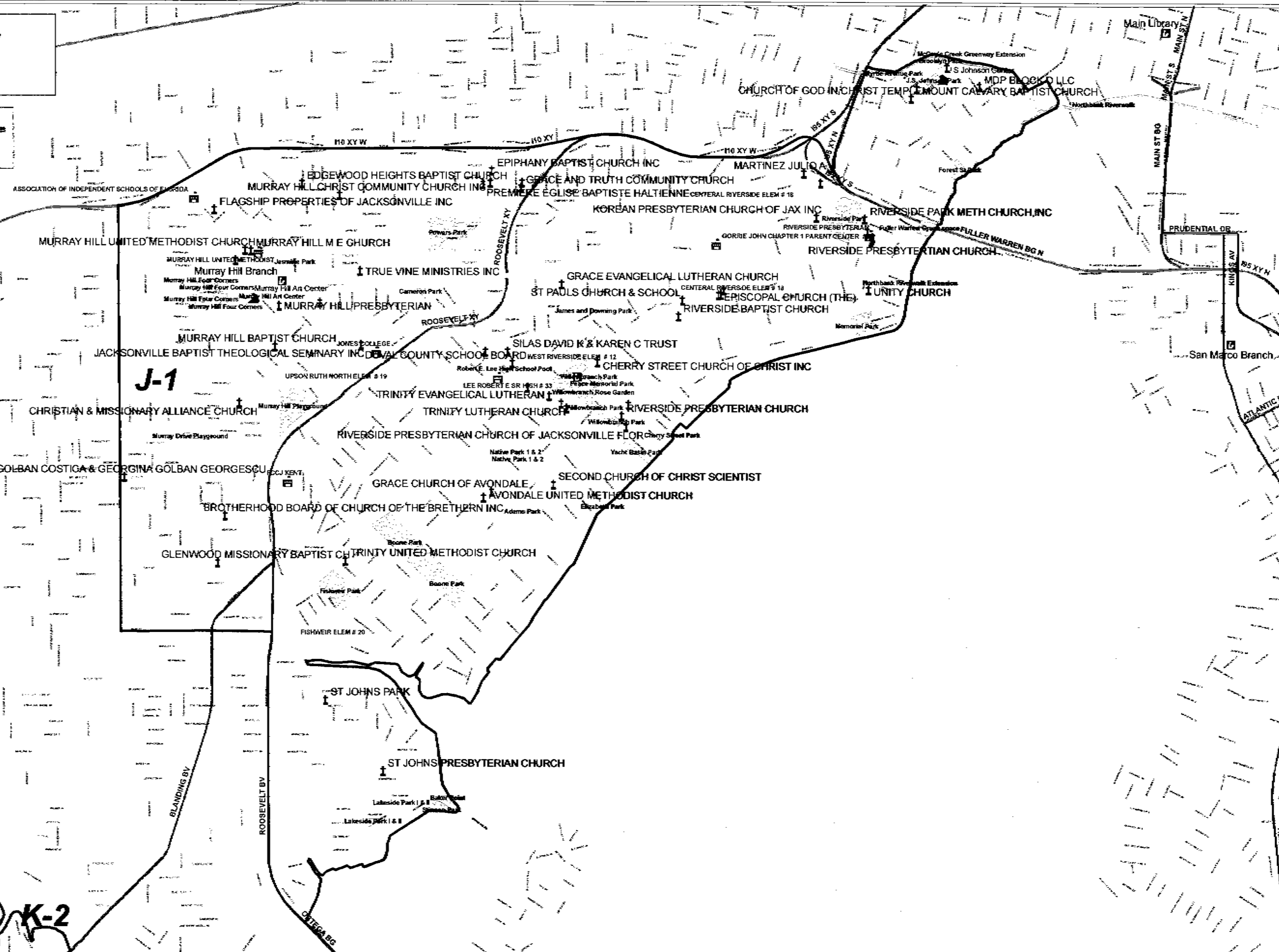
Lynn Park

BLANDING BV

# Sub Sector J-1



**J-1**



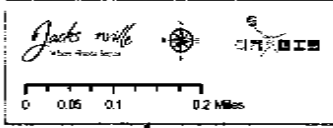
**Legend**

- Libraries
- Churches
- Sub Sectors
- Schools**
- TYPE**
- ELEM
- HIGH
- MIDDLE
- OTHER
- Parks
- Community Ctr
- Main Roads
- Roads

**K-2**

DELAND BAPTIST CHURCH

# Sub Sector M-3



**N-1**

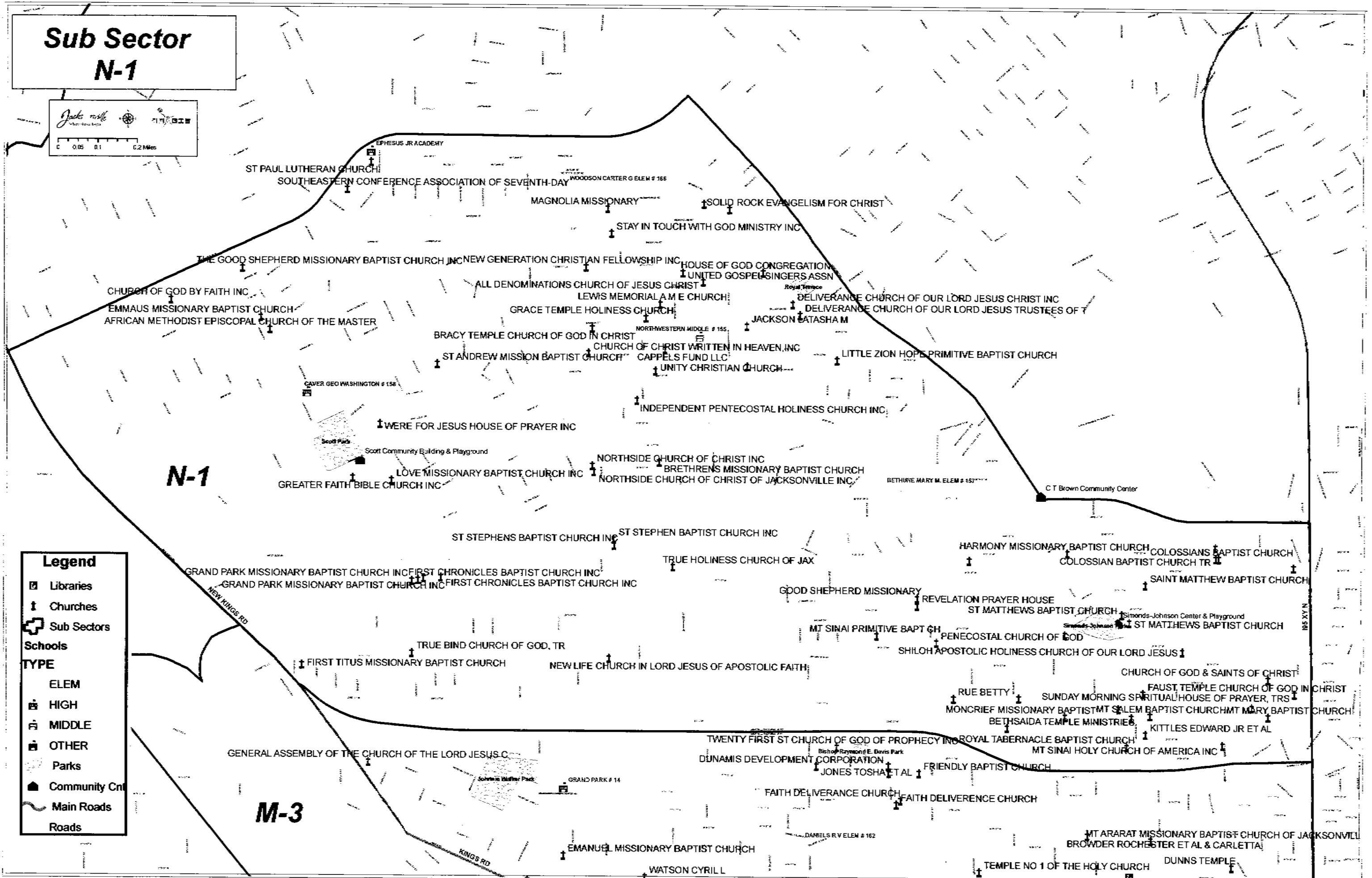
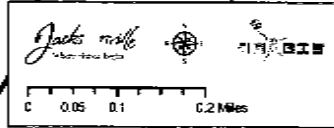
**M-3**

**Legend**

- Libraries
- Churches
- Sub Sectors
- Schools**
- TYPE**
- ELEM
- HIGH
- MIDDLE
- OTHER
- Parks
- Community Cntr
- Main Roads
- Roads



# Sub Sector N-1



**Legend**

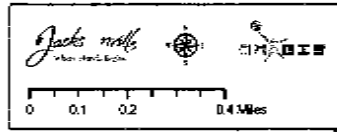
- Libraries
- Churches
- Sub Sectors
- Schools**
- TYPE**
- ELEM
- HIGH
- MIDDLE
- OTHER
- Parks
- Community Ctr
- Main Roads
- Roads

N-1

M-3

- EPHESUS JR ACADEMY
- ST PAUL LUTHERAN CHURCH
- SOUTHEASTERN CONFERENCE ASSOCIATION OF SEVENTH-DAY
- WOODSON CARTER G ELEM # 166
- MAGNOLIA MISSIONARY
- SOLID ROCK EVANGELISM FOR CHRIST
- STAY IN TOUCH WITH GOD MINISTRY INC
- THE GOOD SHEPHERD MISSIONARY BAPTIST CHURCH INC
- NEW GENERATION CHRISTIAN FELLOWSHIP INC
- HOUSE OF GOD CONGREGATION
- UNITED GOSPEL SINGERS ASSN
- CHURCH OF GOD BY FAITH INC
- ALL DENOMINATIONS CHURCH OF JESUS CHRIST
- LEWIS MEMORIAL A M E CHURCH
- EMMAUS MISSIONARY BAPTIST CHURCH
- GRACE TEMPLE HOLINESS CHURCH
- DELIVERANCE CHURCH OF OUR LORD JESUS CHRIST INC
- AFRICAN METHODIST EPISCOPAL CHURCH OF THE MASTER
- BRACY TEMPLE CHURCH OF GOD IN CHRIST
- CHURCH OF CHRIST WRITTEN IN HEAVEN INC
- DELIVERANCE CHURCH OF OUR LORD JESUS TRUSTEES OF T
- ST ANDREW MISSION BAPTIST CHURCH
- CAPPELS FUND LLC
- UNITY CHRISTIAN CHURCH
- INDEPENDENT PENTECOSTAL HOLINESS CHURCH INC
- WERE FOR JESUS HOUSE OF PRAYER INC
- NORTHSIDE CHURCH OF CHRIST INC
- BRETHRENS MISSIONARY BAPTIST CHURCH
- GREATER FAITH BIBLE CHURCH INC
- NORTHSIDE CHURCH OF CHRIST OF JACKSONVILLE INC
- BETHUNE MARY M. ELEM # 157
- C T Brown Community Center
- ST STEPHENS BAPTIST CHURCH INC
- ST STEPHEN BAPTIST CHURCH INC
- TRUE HOLINESS CHURCH OF JAX
- HARMONY MISSIONARY BAPTIST CHURCH
- COLOSSIANS BAPTIST CHURCH
- COLOSSIAN BAPTIST CHURCH TR
- SAINT MATTHEW BAPTIST CHURCH
- GRAND PARK MISSIONARY BAPTIST CHURCH INC
- FIRST CHRONICLES BAPTIST CHURCH INC
- GOOD SHEPHERD MISSIONARY
- REVELATION PRAYER HOUSE
- ST MATTHEWS BAPTIST CHURCH
- ST MATTHEWS BAPTIST CHURCH
- MT SINAI PRIMITIVE BAPT CH
- PENECOSTAL CHURCH OF GOD
- SHILOH APOSTOLIC HOLINESS CHURCH OF OUR LORD JESUS
- CHURCH OF GOD & SAINTS OF CHRIST
- TRUE BIND CHURCH OF GOD, TR
- FIRST TITUS MISSIONARY BAPTIST CHURCH
- NEW LIFE CHURCH IN LORD JESUS OF APOSTOLIC FAITH
- RUE BETTY
- SUNDAY MORNING SPIRITUAL HOUSE OF PRAYER, TRS
- FAUST TEMPLE CHURCH OF GOD IN CHRIST
- MONCRIEF MISSIONARY BAPTIST
- MT SALEM BAPTIST CHURCH
- MT MARY BAPTIST CHURCH
- BETHSAIDA TEMPLE MINISTRIES
- KITTLES EDWARD JR ET AL
- GENERAL ASSEMBLY OF THE CHURCH OF THE LORD JESUS C
- TWENTY FIRST ST CHURCH OF GOD OF PROPHECY INC
- ROYAL TABERNACLE BAPTIST CHURCH
- MT SINAI HOLY CHURCH OF AMERICA INC
- DUNAMIS DEVELOPMENT CORPORATION
- JONES TOSHA ET AL
- FRIENDLY BAPTIST CHURCH
- FAITH DELIVERANCE CHURCH
- FAITH DELIVERANCE CHURCH
- EMANUEL MISSIONARY BAPTIST CHURCH
- WATSON CYRILL
- MT ARARAT MISSIONARY BAPTIST CHURCH OF JACKSONVILLE
- BROWDER ROCHESTER ET AL & CARLETTA
- TEMPLE NO 1 OF THE HOLY CHURCH
- DUNNS TEMPLE

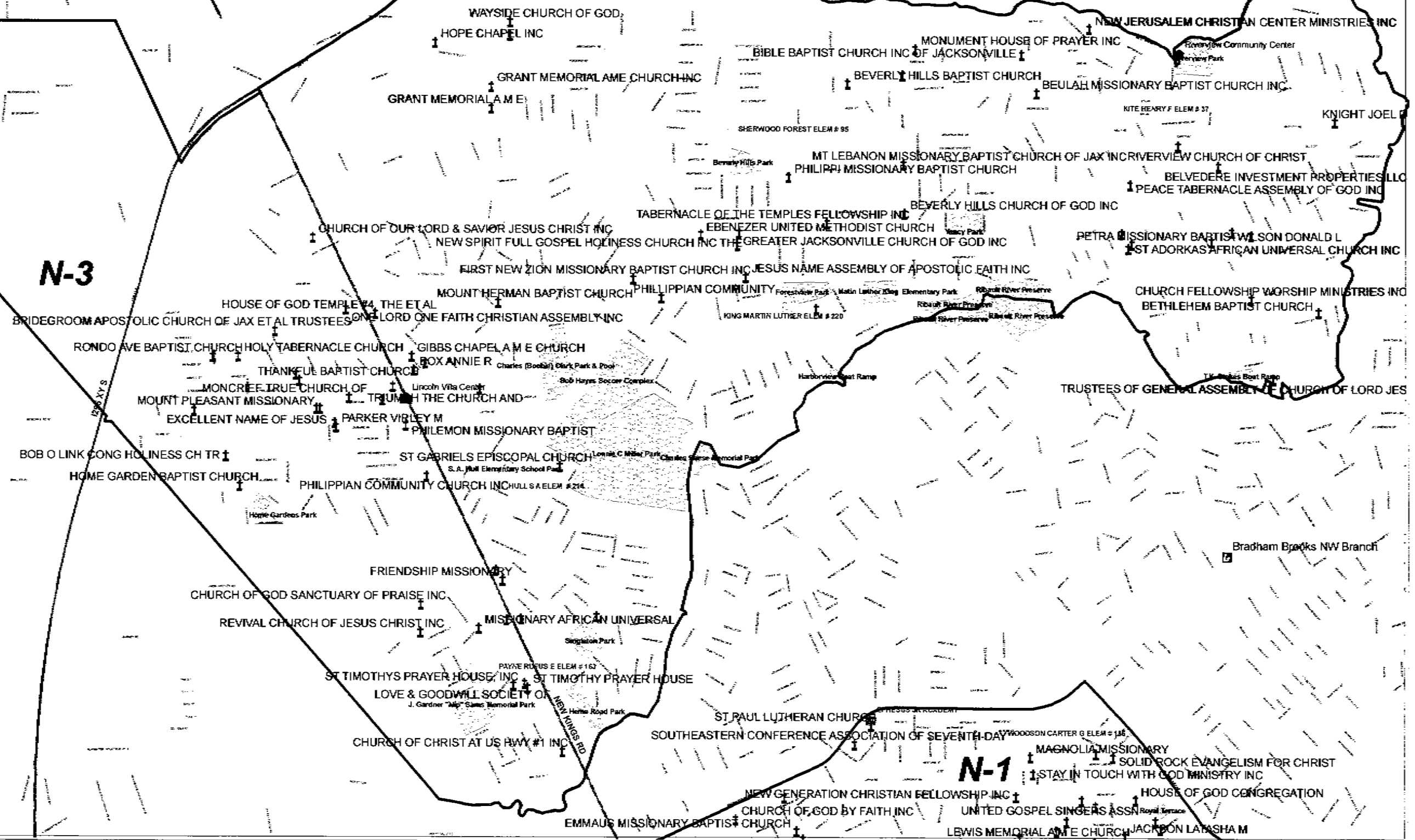
# Sub Sector N-3



N-3

**Legend**

- Libraries
- Churches
- Sub Sectors
- Schools**
- TYPE**
- ELEM
- HIGH
- MIDDLE
- OTHER
- Parks
- Community Ctr
- Main Roads
- Roads



N-1